





CCM



GMS
EDITION

EUROPE 19



**HOME
TEAM.
AWAY
TEAM.
ONE
TEAM**

At CCM, hockey is in our blood.

***We have been lacing our skates for 120 years,
and you can still find us on the ice almost every morning before work.***

***We live hockey, spit chicklets, and grow our beards with pride for every
playoff run. Our mission is to put the puck in the back of the net. To unlock
the full potential of every CCM athlete from pond to forum by delivering
innovation to maximize performance, and ignite in them the
self-confidence to chase their dream.***

***Culturally we value teamwork, grinding, pinching
and playing like there's a "C" on everybody at CCM's chest.***

***We're a strong, united team. We believe that a team that works together will
always beat a team of highly skilled individual players. We're willing to do
the hard, dirty work and make sacrifices for our teammates; like blocking a
shot or taking a big hit to make a play. Every time we jump over the boards,
we look to set our teammates up for success. We know that an assist
is equally as important as a goal.***

***We play for the crest on the front of our jersey and not the name on the back.
It's about winning as a team, not personal glory.***

We sweat, breathe and bleed CCM red every day.



CCM

CCMHOCKEY.COM

FIND US ON **SOCIAL MEDIA**



WWW.FACEBOOK.COM/CCMHOCKEY



[@CCMHOCKEY](https://twitter.com/CCMHOCKEY)



[CCMHOCKEY](https://www.instagram.com/CCMHOCKEY)



[CCM_OFFICIAL](https://www.snapchat.com/add/CCM_OFFICIAL)

HEAD OFFICE LOCATIONS

NORTH AMERICA

CCM HOCKEY
3400, RAYMOND-LASNIER,
MONTREAL, QUEBEC H4R 3L3
CANADA
TEL.: (800) 636-5895
FAX: (800) 636-5751

EUROPE

CCM HOCKEY AB
GÅRDSVÄGEN 13
SE 16970 SOLNA
SWEDEN
TEL.: + 46 (0) 8 522 352 00
FAX: + 46 (0) 8 522 352 10

© 2018 SPORT MASKA INC. ALL RIGHTS RESERVED. * MEANS A TRADEMARK OF CCM HOCKEY OY. ** MEANS A TRADEMARK OF CCM HOCKEY AB. *** MEANS A TRADEMARK OF SPORT MASKA INC. CCM® IS A REGISTERED TRADEMARK OF SPORT MASKA INC. ® : MEANS A REGISTERED TRADEMARK OF SPORT MASKA INC. TM : MEANS A TRADEMARK OF SPORT MASKA INC.

NHL AND THE NHL SHIELD ARE REGISTERED TRADEMARKS OF THE NATIONAL HOCKEY LEAGUE. ALL NHL LOGOS AND MARKS AND TEAM LOGOS AND MARKS DEPICTED HEREIN ARE THE PROPERTY OF THE NHL AND THE RESPECTIVE TEAMS AND MAY NOT BE REPRODUCED WITHOUT THE PRIOR WRITTEN CONSENT OF NHL ENTERPRISES, L.P. © NHL 2018. ALL RIGHTS RESERVED. @ PHOTOS: GETTY IMAGES.

* : THIS CATALOG MAY REFER TO THE FOLLOWING TRADEMARKS WHICH ARE OWNED BY THE COMPANIES WHOSE NAMES APPEAR AFTER THE TRADEMARK: AHL -- AMERICAN HOCKEY LEAGUE; CLARINO -- HURARAY CO. LTD.; CHL -- CANADIAN HOCKEY LEAGUE; LYCRA, SPANDEX AND SURLYN -- E.I. DUPONT DE NEMOURS AND COMPANY; ECHL -- ECHL INC.; PLAYDRY -- REEBOK INTERNATIONAL LTD; TACTEL -- INVISTA; VELCRO -- VELCRO INDUSTRIES B.V.; THINSULATE IS A TRADEMARK OF 3M, USED UNDER LICENSE IN CANADA; D30® -- LAB

WARNING : HOCKEY IS A DANGEROUS COLLISION SPORT. WE RECOMMEND THAT PROTECTIVE EQUIPMENT AND A CERTIFIED HELMET BE WORN AT ALL TIMES.

SPORT MASKA INC. RESERVES THE RIGHT TO CHANGE ALL PRODUCT SPECIFICATIONS AND/OR CUSTOM PROGRAMS. WHILE THE INFORMATION SHOWN IN THIS PUBLICATION WAS CORRECT AT THE TIME OF PRINTING, WE RESERVE THE RIGHT TO DISCONTINUE THE SALE OF PRODUCT OR CHANGE SPECIFICATIONS OR DESIGNS WITHOUT NOTICE OR OBLIGATION. COPYRIGHT © SPORT MASKA INC. 2018. ALL RIGHTS RESERVED.

TABLE OF CONTENTS

PLAYER

SKATES

FIT GUIDE	7
JETSPEED	8 - 11
RIBCOR	12-14
TACKS	15-17
YOUTH	18
RECREATIONAL	19
ACCESSORIES	20 - 21

STICKS

FIT GUIDE	22 - 23
JETSPEED	24 - 26
TACKS	28
RIBCOR	29
STREET	30
CURVE CHART	31

HELMET

FIT GUIDE	32
HELMETS	33 - 35
VISORS	36
FACEMASK	37
JOFA & ACCESSORIES	38

GLOVES

SUPER TACKS GLOVES	40 - 42
JETSPEED GLOVES	43 - 44
4R GLOVES	44

PANTS

PANTS - FIT GUIDE	45
PANTS	46 - 49
GIRDLES AND SHELLS	50

PROTECTIVE

SUPER TACKS PROTECTIVE	52 - 58
JETSPEED PROTECTIVE	60 - 62
WOMEN PROTECTIVE	63
YOUTH STARTER KIT	63
PROTECTIVE SIZING CHART	64

REFEREE

BANDY

GOALIE

GEAR

EFELX 4	74 - 78
PREMIER II	80 - 82
RETRO FLEX	84 - 85
YTFLEX	86 - 87
GEAR ACCESSORIES	88

SKATES

JETSPEED	90 - 91
SUPER TACKS	92
SKATES ACCESSORIES	93

STICKS

EFELX 4	94 - 95
PREMIER II	96
CURVE CHART	97

PROTECTIVE

GOALIE ARM & BODY	98 - 100
GOALIE PANTS	102 - 104
GOALIE MASKS	106 - 107
GOALIE MASK ACCESSORIES ...	108

BAGS & ACCESSORIES

APPAREL

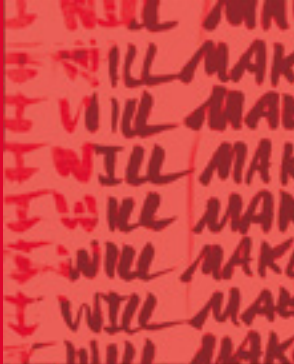
TEAM CORE	114 - 119
COMPRESSIONS	120 - 121
PERFORMANCE	122 - 123
APPAREL SIZING CHART	124

GAMEWEAR

JERSEYS	126 - 127
SOCKS	128 - 129

BAGS & ACCESSORIES

BAGS	132 - 135
MINI STICKS	136
ACCESSORIES	137 - 145



THE ONE-PIECE BENEFIT

PURE PERFORMANCE

- A **FIT SO CLOSE** IT FEELS LIKE AN EXTENSION OF YOU
- A **SKATE SO RESPONSIVE** THAT BY THE TIME YOU THINK ABOUT YOUR NEXT TURN OR CUT, IT'S ALREADY HAPPENING
- **MORE POWER?** CHECK. **MORE SPEED?** DONE.
- HOW ABOUT ADDING **FLAT-OUT, RAW,** UNINTERRUPTED AND **A STEP AHEAD** TO THE MIX?

ONLY BY EXPERIENCING THE ONE-PIECE BENEFIT.

ONE-PIECE BENEFIT

NO OUTSOLE.
NO STITCHING.
NO GLUE.
A SEAMLESS BOOT.

MORE RESPONSIVE

NO GAPS BETWEEN
YOUR FOOT AND
YOUR SKATE.

A 360 DEGREE FIT

DIRECT ENERGY TRANSFER FOR
EXPLOSIVE POWER AND SPEED

PERFORMANCE

CUSTOM SKATES PROGRAM



CCM HOCKEY OFFERS THE MOST ADVANCED FITTING TECHNOLOGY IN CUSTOM SKATES TODAY.

THE 3D FIT SCANNER CAPTURES A COMPLETE 360° DIGITAL MAPPING OF THE PLAYER'S ENTIRE FOOT, FROM THE ANKLE TO THE TIP OF THE TOES.

THE PLAYER'S EXACT 3D FOOT MOLD IS CREATED AND EACH CUSTOM BOOT IS 360-DEGREE FORMED AROUND THE UNIQUE MOLD.

A 100% CUSTOMIZED PRO FIT, JUST LIKE HUNDREDS OF PLAYERS IN THE NHL.



TOTAL CUSTOM WITH PRO FIT

A WIDE VARIETY OF CUSTOM SELECTIONS TO BUILD A UNIQUE SKATE FOR EVERY FOOT.

- Regular volume boot vs. high volume boot
- Quarter sizing and Different sizes per foot
- Tongue specs and personalization (name & number)
- Runner type
- Laces options

Available for:
JetSpeed FT2
Super Tacks ASI

TOTAL CUSTOM PLUS WITH PRO FIT

INCLUDES ALL THE SELECTIONS FROM **TOTAL CUSTOM SKATES**, PLUS ADDITIONAL SELECTIONS FOR PLAYERS WITH UNIQUE REQUIREMENTS.

- Special boot volume options
 - Extra liner materials
 - Extra Padding options
- And other selections available

Available for:
All current player
and goalie models

ALL CUSTOM SKATES ARE DELIVERED WITH THE NEW SPEEDBLADE XS HOLDER

SPEEDBLADE XS

**FEATURING BLADELOCK TECHNOLOGY
KEEP YOUR EDGE.**



The new Speedblade Xchange System was developed as a quick and easy-to-use system to swap blades out, while ensuring players a consistently maximized energy transfer and performance.

The patent pending BladeLock technology consists of a positive-lock mechanism that improves on "spring-lock" systems and tightly secures the blade to the holder to help prevent the blade from loosening or accidentally disconnecting from the holder.



UNLOCKED



LOCKED

A DEEPER LOOK:

BLADELOCK TECHNOLOGY

A mechanical lock system that keeps a tight connection between the holder and the runner at all times.

QUICK AND EASY TO SWAP BLADES

Roll the BladeLock dial until you feel resistance and pull your blade out. Place your new blade into the holder, turn back the dial and you are back in the game.

ULTIMATE ENERGY TRANSFER SYSTEM

A consistently tightly-secured blade to the holder means that energy transfer from the boot to the holder to the blade is maximized in every stride.

SKATES - CHOOSE YOUR FIT

A FIT FOR ALL PLAYERS. EACH SKATE OFFERS A DISTINCTIVE FIT

SUPER TACKS



MEDIUM FIT



FOREFOOT
MEDIUM

HEEL & ANKLE
MEDIUM
ANATOMICAL

BOOT STIFFNESS	STIFF
SIZE	-1.5 SHOE SIZES

JETSPEED



TAPERED FIT



FOREFOOT
SLIGHTLY
NARROW

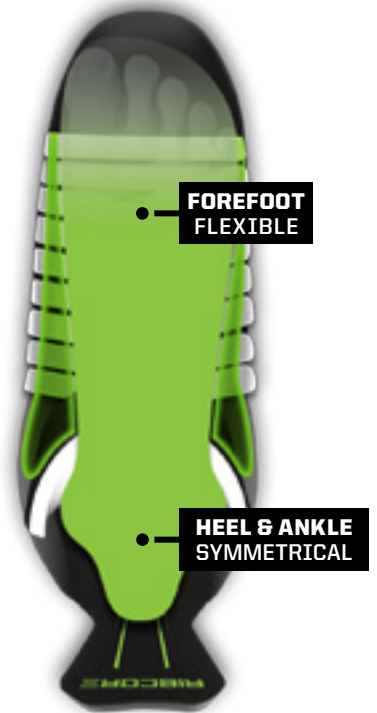
HEEL & ANKLE
NARROW &
ANATOMICAL

BOOT STIFFNESS	STIFF
SIZE	-1.5 SHOE SIZES

RIBCOR



FLEX FIT



FOREFOOT
FLEXIBLE

HEEL & ANKLE
SYMMETRICAL

BOOT STIFFNESS	VARIABLE FLEX
SIZE	-1.5 SHOE SIZES

*FIT PROFILE INFORMATION APPLIES TO TOP-OF-THE-LINE CCM SKATES

JETSPEED FT2 SKATES

[NEW]

The JetSpeed FT2 skate is the evolution of the first one-piece boot skate in the JetSpeed family. Introduced with the brand new LITEFRAME 360 EVO technology, the JetSpeed FT2 surpasses all of the expectations of a lightweight and high performance skate.

The new LITEFRAME 360 EVO technology brings the one-piece boot benefits to a new level. The JetSpeed FT2 provides an enhanced fit that fully wraps the skate around the foot for maximum energy transfer, helping the player to perform and generate more speed in every stride.



1

ENHANCED ONE-PIECE BOOT

The new LITEFRAME 360 EVO technology is a significant evolution from the previous generation. The seamless one-piece boot was developed with no outsole, no stitching and no glue in the high energy-transfer zones, providing players with a fit so close, it becomes a natural extension of their foot.

The result:

Pure performance.

Direct energy transfer for explosive power and speed.

2

METATOMIC TONGUE

A newly designed lightweight tongue with an asymmetrical flex point fully wraps around your foot to enhance your fit.

3

SPEEDBLADE XSI BLACK (+2MM)

A premium, oxide-treated blade that helps provide advanced performance, a longer edge life and a higher resistance to corrosion. Features 12% more height than standard blades for better turns and performance.





[SKFT2] **[NEW]**

JETSPEED FT2 SKATES

HEAT MOLDABLE

SIZES	SR	6 - 12	D, EE	FULL/HALF
	JR	4 - 5.5	D, EE	FULL/HALF
	YT	SEE PAGE 15		



[SK490J] **[NEW]**

JETSPEED FT490 SKATES

HEAT MOLDABLE

SIZES	SR	6 - 12	D, EE	FULL/HALF
	JR	6 - 11	D, EE	FULL/HALF
	JR	4 - 5.5	D, EE	FULL/HALF

QUARTER PACKAGE

LITEFRAME 360 EVO - ONE PIECE
New One-piece boot frame increases the foot contact area with the entire skate boot for an improved fit.

BOOT MATERIAL

ROCKETFRAME COMPOSITE
NHL-caliber lightweight composite material.

FIT

TAPERED FIT
Provides players with a close, 360-degree tapered fit around and under the foot.

STIFFNESS PERFORMANCE INDEX

195
Super lightweight, highly rigid and thermo-formable core generating ultimate skating performance.

LINER

TOTALDRI PRO + WITH DURAZONE ABRASION PROTECTION
High performance moisture-wicking material keeps feet dry and skates light with increased abrasion resistance.

COMFORT PAD

INJECTED SMOOTH CONTOUR PRO
One piece injected tendon with dense pad around collar of the boot for improved durability and superior foot and ankle comfort.

ANKLE PADDING

MULTI DENSITY MEMORY FOAM
Asymmetrical foam comfort pads wrap anatomically around player's foot for customized fit and comfort.

TONGUE

METATOMIC TONGUE WITH MOLDED LACE-BITE PROTECTION
Asymmetrical flex point for a better wrap, with advanced protection and comfort.

MIDSOLE

LIGHTWEIGHT COMPOSITE MIDSOLE
Enhanced energy transfer platform for blade to boot interface.

FOOTBED

CCM ORTHOMOVE
Customized arch support inserts allow players to enhance the fit of the skate.

HOLDER

SPEEDBLADE XS
New quick-release holder with bladelock system.

RUNNER

SB XS1 BLACK (+2MM)
Premium blade with oxide treatment provides a harder runner with a longer edge and 12% more height than standard blades for better turns and performance.

QUARTER PACKAGE

LITEFRAME 360 - ONE PIECE
One-piece boot frame increases the foot contact area with the entire skate boot.

BOOT MATERIAL

ROCKETFRAME COMPOSITE
NHL-caliber lightweight composite material.

FIT

TAPERED FIT
Provides players with a close, 360-degree tapered fit around and under the foot.

STIFFNESS PERFORMANCE INDEX

180
Lightweight, rigid and thermo-formable core generating excellent skating performance.

LINER

TOTALDRI WITH DURAZONE ABRASION PROTECTION
High performance moisture-wicking material keeps feet dry and skates light.

COMFORT PAD

SMOOTH CONTOUR
Soft pad around collar of the boot for excellent foot and ankle comfort.

ANKLE PADDING

MULTI DENSITY MEMORY FOAM
Symmetrical foam comfort pads wrap around player's foot for customized fit and comfort.

TONGUE

TRITECH TONGUE WITH MOLDED LACE-BITE PROTECTION
Molded to players' feet and high ankles, with enhanced lace-bite protection.

MIDSOLE

LIGHTWEIGHT MIDSOLE
Enhanced energy transfer platform for blade to boot interface.

FOOTBED

CCM FOOTBED
Provides great support and comfort.

HOLDER

SPEEDBLADE XS
New quick-release holder with bladelock system.

RUNNER

SB XS STAINLESS
Provides a long lasting edge for long term performance.



[SK480J] [NEW]

JETSPEED FT480 SKATES

HEAT MOLDABLE

SIZES	SR	6 - 12 7 - 10	D EE	FULL/HALF FULL/HALF
	JR	1 - 5.5	D	FULL/HALF

YT SEE PAGE 15



[SK470J] [NEW]

JETSPEED FT470 SKATES

HEAT MOLDABLE

SIZES	SR	6 - 12 6 - 10	D EE	FULL/HALF FULL/HALF
	JR	1 - 5.5	D	FULL/HALF

QUARTER PACKAGE

3D-LASTED - TWO PIECE

3D-lasted lightweight composite boot with pro ergonomic shape providing excellent heel lock and speed generation.

QUARTER PACKAGE

METAFRAME TECHNOLOGY

Ergonomic boot shaping system providing the best fit for this segment.

MATERIAL

ROCKETFRAME COMPOSITE

NHL-caliber lightweight composite material.

MATERIAL

ROCKETFRAME COMPOSITE

NHL-caliber lightweight composite material.

STIFFNESS PERFORMANCE INDEX

170

Lightweight, rigid and thermo-formable core generating excellent skating performance.

STIFFNESS PERFORMANCE INDEX

150

Rigid core generating strong skating performance.

LINER

TOTALDRI WITH DURAZONE ABRASION PROTECTION

High performance moisture-wicking material keeps feet dry and skates light.

LINER

HD MICRO FIBER WITH DURAZONE ABRASION PROTECTION

High resistance to wear, while providing comfort and durability.

COMFORT PAD

SMOOTH CONTOUR

Soft pad around collar of the boot for excellent foot and ankle comfort.

COMFORT PAD

SMOOTH CONTOUR

Soft pad around collar of the boot for excellent foot and ankle comfort.

ANKLE PADDING

MULTI DENSITY MEMORY FOAM

Symmetrical foam comfort pads wrap around player's foot for customized fit and comfort.

ANKLE PADDING

MULTI DENSITY MEMORY FOAM

Symmetrical foam comfort pads wrap around player's foot for customized fit and comfort.

TONGUE

SR : FELT TONGUE WITH MOLDED LACE-BITE PROTECTION

JR : FELT TONGUE WITH EMBOSSED LACE-BITE PROTECTION
7mm felt with reinforcement layers for increased comfort and protection.

TONGUE

FELT TONGUE WITH EMBOSSED LACE-BITE PROTECTION

7mm felt with reinforcement layers for increased comfort and protection.

OUTSOLE

SR : EXTRA STIFF COMPOSITE WITH EXHAUST SYSTEM

JR : CLEAR CONCAVE REINFORCED INJECTION WITH EXHAUST SYSTEM
Rigid design that helps energy transfer.

OUTSOLE

CONCAVE REINFORCED INJECTION WITH EXHAUST SYSTEM

Rigid design that helps energy transfer.

FOOTBED

ANATOMICAL RESPONSE

Provides support and comfort.

FOOTBED

ANATOMICAL RESPONSE

Provides support and comfort.

HOLDER

SPEEDBLADE XS

New quick-release holder with bladelock system.

HOLDER

SPEEDBLADE XS

New quick-release holder with bladelock system.

RUNNER

SB XS STAINLESS

Provides a long lasting edge for long term performance.

RUNNER

SB XS STAINLESS

Provides a long lasting edge for long term performance.



[SK460J] **[NEW]**

JETSPEED FT460 SKATES

HEAT MOLDABLE

SIZES	SR	6 - 12 6 - 10	D EE	FULL/HALF FULL/HALF
	JR	1 - 5.5 3 - 5.5	D EE	FULL/HALF FULL/HALF

QUARTER PACKAGE

METAFRAME TECHNOLOGY WITH SYNTHETIC COMPOSITE
Ergonomic boot shaping system providing the best fit for this segment.

STIFFNESS PERFORMANCE INDEX

135
Solid core generating good skating performance.

LINER

HD MICRO FIBER WITH DURAZONE ABRASION PROTECTION
High resistance to wear, while providing comfort and durability.

ANKLE PADDING

MULTI DENSITY MEMORY FOAM
Symmetrical foam comfort pads wrap around player's foot for customized fit and comfort.

TONGUE

FELT TONGUE WITH EMBOSSED LACE-BITE PROTECTION
7mm felt with reinforcement layers for increased comfort and protection.

OUTSOLE

REINFORCED INJECTION WITH EXHAUST SYSTEM
Rigid design that helps energy transfer.

FOOTBED

ANATOMICAL RESPONSE
Provides support and comfort.

HOLDER

SR : SPEEDBLADE XS
New quick-release holder with bladelock system.
JR : SPEEDBLADE 4.0
Proven durability with increased attack angle providing greater strides and cornering.

RUNNER

SR : SB XS STAINLESS
Provides a long lasting edge for long term performance.
JR : SB STAINLESS
Provides a long lasting edge for long term performance.

RIBCOR 80K SKATES

[NEW]

The new Ribcor 80K skate features a refined design and the addition of the new SpeedBlade XS. With its unique combination of unequalled comfort, fit and performance, the Ribcor 80K is a skate in its own league and will be appreciated by all.

The new 80K skate features the innovative FlexFrame technology, which is used by Pros such as Crosby, Duchene, Dumba and MacKinnon. It is a technology that offers an excellent forward flexion and great lateral stability to provide the most optimized skating stride in hockey.



FLEXFRAME TECHNOLOGY

1

Based on industry leading biomechanics research conducted with top NHL players, the FlexFrame Technology provides excellent forward flexion to help players generate power and lateral stability which helps to maximize energy transfer with every stride.

ADPT MEMORY FOAM COMFORT PADS

2

Symmetrical memory foam wraps perfectly around the player's foot and adapts to any foot shape, for unequalled comfort.

SPEEDBLADE XSI BLACK (+2MM)

3

A premium, oxide-treated blade that helps provide advanced performance, a longer edge life and a higher resistance to corrosion. Features 12% more height than standard blades for better turns and performance.





[SK80K] [NEW]
**RIBCOR 80K
SKATES**

HEAT MOLDABLE

SIZES	SR	6 - 12 6 - 11	D EE	FULL/HALF FULL/HALF
JR		4 - 5.5	D, EE	FULL/HALF



[SK78K] [NEW]
**RIBCOR 78K
SKATES**

HEAT MOLDABLE

SIZES	SR	6 - 12 6 - 10	D EE	FULL/HALF FULL/HALF
JR		1 - 5.5	D	FULL/HALF

QUARTER
PACKAGE

COMPOSITE QUARTER
3D-lasted quarter with ultimate forward flexion and lateral stability design, maximizing the skater's stride.

FIT

FLEXIBLE FIT
Provides a contoured and snug fit for all players.

STIFFNESS
PERFORMANCE
INDEX

FLEXFRAME TECHNOLOGY
A variable stiffness design offering an excellent fit and enhanced biomechanics with every stride.

LINER

TOTALDRI PRO + LINER WITH DURAZONE ABRASION PROTECTION
High performance moisture-wicking material keeps feet dry and skates light with increased abrasion resistance.

COMFORT
PAD

SMOOTH CONTOUR PRO
Soft pad around collar of the boot for superior foot and ankle comfort.

ANKLE
PADDING

ADPT MEMORY FOAM
Symmetrical foam comfort pads wrap anatomically around player's foot for customized fit and comfort.

TONGUE

TRITECH PRO TONGUE WITH MOLDED LACE-BITE PROTECTION
Three-layered, 7mm black felt with HDPE foam and injected lace-bite prevention zone for increased comfort and protection.

MIDSOLE

LIGHTWEIGHT COMPOSITE MIDSOLE
Enhanced energy transfer platform for blade to boot interface.

OUTSOLE

EXTRA STIFF CARBON COMPOSITE WITH EXHAUST SYSTEM
Offers torsional rigidity to maximize energy transfer.

FOOTBED

CCM ORTHOMOVE
Customized arch support inserts allow players to enhance the fit of the skate.

HOLDER

SPEEDBLADE XS
New quick-release holder with bladelock system.

RUNNER

SB XS1 BLACK (+2MM)
Premium blade with oxide treatment provides a harder runner with a longer edge life and 12% more height than standard blades for better turns and performance.

QUARTER
PACKAGE

COMPOSITE QUARTER
3D-lasted quarter with ultimate forward flexion and lateral stability design, maximizing the skater's stride.

FIT

FLEXIBLE FIT
Provides a contoured and snug fit for all players.

STIFFNESS
PERFORMANCE
INDEX

FLEXFRAME TECHNOLOGY
A variable stiffness design offering an excellent fit and enhanced biomechanics with every stride.

LINER

SR : TOTALDRI LINER WITH DURAZONE ABRASION PROTECTION
High performance moisture-wicking material keeps feet dry and skates light.
JR : HD MICRO FIBER WITH DURAZONE ABRASION PROTECTION
High resistance to wear, while providing comfort and durability.

COMFORT
PAD

SMOOTH CONTOUR PRO
Soft pad around collar of the boot for superior foot and ankle comfort.

ANKLE
PADDING

ADPT MEMORY FOAM
Symmetrical foam comfort pads wrap anatomically around player's foot for customized fit and comfort.

TONGUE

FELT TONGUE WITH EMBOSSED LACE-BITE PROTECTION
7mm felt with reinforcement layers for increased comfort and protection.

OUTSOLE

CONCAVE REINFORCED INJECTION WITH EXHAUST SYSTEM
Stiff profile that helps generate energy transfer.

FOOTBED

CCM ANATOMICAL RESPONSE
Provides great support and comfort.

HOLDER

SPEEDBLADE XS
New quick-release holder with bladelock system.

RUNNER

SB XS STAINLESS
Provides a long lasting edge for long term performance.



[SK76K] [NEW]

RIBCOR 76K SKATES

HEAT MOLDABLE

SIZES	SR	6 - 12	D	FULL/HALF
		6 - 10	EE	FULL/HALF
	JR	1 - 5.5	D	FULL/HALF



[SK74K] [NEW]

RIBCOR 74K SKATES

HEAT MOLDABLE

SIZES	SR	6 - 12	D	FULL/HALF
		6 - 10	EE	FULL/HALF
	JR	1 - 5.5	D	FULL/HALF

QUARTER PACKAGE METAFRAME TECHNOLOGY WITH ROCKETFRAME COMPOSITE
Durable boot with structural stiffness.

QUARTER PACKAGE INJECTED TECHNOLOGY WITH SYNTHETIC COMPOSITE
Durable boot with structural stiffness.

LINER HD MICRO FIBER WITH DURAZONE ABRASION PROTECTION
High resistance to wear, while providing comfort and durability.

LINER BRUSHED MICRO-FIBER WITH DURAZONE ABRASION PROTECTION
Comfortable and high resistance to wear.

COMFORT PAD SMOOTH CONTOUR PRO
Soft pad around collar of the boot for superior foot and ankle comfort.

TONGUE FELT TONGUE WITH EMBOSSED LACE-BITE PROTECTION
7mm felt with reinforcement layers for increased comfort and protection.

ANKLE PADDING ADPT MEMORY FOAM
Symmetrical foam comfort pads wrap anatomically around player's foot for customized fit and comfort.

OUTSOLE REINFORCED INJECTION WITH EXHAUST SYSTEM
Solid energy transfer profile.

TONGUE FELT TONGUE WITH EMBOSSED LACE-BITE PROTECTION
7mm felt with reinforcement layers for increased comfort and protection.

FOOTBED CCM FOOTBED
Provides great support and comfort.

OUTSOLE REINFORCED INJECTION WITH EXHAUST SYSTEM
Solid energy transfer profile.

HOLDER SPEEDBLADE 4.0
Proven durability with increased attack angle providing greater strides and cornering.

FOOTBED CCM ANATOMICAL RESPONSE
Provides great support and comfort.

RUNNER SPEEDBLADE STAINLESS STEEL
Provides a long lasting edge for long term performance.

HOLDER SPEEDBLADE XS
New quick-release holder with bladelock system.

RUNNER SB XS STAINLESS
Provides a long lasting edge for long term performance.

SUPER TACKS ASI SKATES

The skate that introduced the one-piece benefit to the hockey world and changed the game in 2016 is back with a whole new design, an enhanced fit and is loaded with high performance features.

Featuring the engineered and patented MonoFrame 360 technology — one of the most popular skate technologies in hockey — the new Super Tacks ASI pushes the limits even further on a skate that has already broken the barriers of fit and performance.



ONE-PIECE BENEFIT

A newly designed fully anatomical shape that molds to every inch of the player's foot and helps provide more foot-to-skate contact. The ultimate fit.

CARBON COMPOSITE FRAME

A one-of-a-kind carbon composite material that helps players generate extreme power in their skating stride.

SPEEDBLADE BLACK

A premium, oxide-treated runner that helps provide advanced performance, a longer edge life and higher resistance to corrosion.





[SKASI] **HEAT MOLDABLE**
**SUPER TACKS ASI
 SKATES**

SIZES	SR	6 - 12	D, EE	FULL/HALF
	JR	3 - 5.5 4 - 5.5	D EE	FULL/HALF FULL/HALF

QUARTER PACKAGE	MONOFRAME 360 - ONE PIECE	One-piece boot frame increases the foot contact area with the entire skate boot.
MATERIAL	CARBON COMPOSITE	Premium carbon composite offers excellent energy transfer.
FIT	ANATOMICAL	A form-fitting, 360-degree fit around the forefoot, heel and ankle.
STIFFNESS PERFORMANCE INDEX	205	Super lightweight, rigid and thermo-formable core generating ultimate skating performance.
LINER	TOTALDRI PRO WITH DURAZONE ABRASION PROTECTION	High performance moisture-wicking material keeps feet dry and skates light.
COMFORT PAD	SMOOTH CONTOUR PRO	Dense pad around collar of the boot for superior foot and ankle comfort.
ANKLE PADDING	MULTI DENSITY MEMORY FOAM	Asymmetrical foam comfort pads wrap anatomically around player's foot for customized fit and comfort.
TONGUE	TRITECH FLEX WITH MOLDED LACE-BITE PROTECTION	Advanced protection, comfort and the forward flex players need.
MIDSOLE	LIGHTWEIGHT COMPOSITE MIDSOLE	Enhanced energy transfer platform for blade to boot interface.
FOOTBED	CCM ORTHOMOVE	Customized arch support inserts allow players to enhance the fit of the skate.
HOLDER	SPEEDBLADE 4.0	Proven durability with increased attack angle providing greater strides and cornering.
RUNNER	SPEEDBLADE BLACK	Premium blade with oxide treatment provides a harder runner with a longer edge life and excellent resistance to corrosion.



[SK9090] **HEAT MOLDABLE**
**TACKS 9090
 SKATES**

SIZES	SR	6 - 12 6 - 10	D EE	FULL/HALF FULL/HALF
	JR	1 - 5.5	D	FULL/HALF

QUARTERPACKAGE	3D-LASTED TECHNOLOGY	High-precision ergonomic skate boot giving players an excellent, locked-in feel.
MATERIAL	ROCKETFRAME COMPOSITE	NHL-caliber lightweight composite material.
STIFFNESS PERFORMANCE INDEX	180	Lightweight, rigid and thermo-formable core generating excellent skating performance.
LINER	TOTALDRI WITH DURAZONE ABRASION PROTECTION	High performance moisture-wicking material keeps feet dry and skates light.
COMFORT PAD	SMOOTH CONTOUR	Soft pad around collar of the boot for excellent foot and ankle comfort.
ANKLE PADDING	MULTI DENSITY MEMORY FOAM	Symmetrical foam comfort pads wrap around player's foot for customized fit and comfort.
TONGUE	TRITECH FLEX WITH MOLDED LACE-BITE PROTECTION	Advanced protection, comfort and the forward flex players need.
MIDSOLE	LIGHTWEIGHT COMPOSITE MIDSOLE	Enhanced energy transfer platform for blade to boot interface.
OUTSOLE	EXTRA STIFF CARBON COMPOSITE WITH EXHAUST SYSTEM	Offers torsional rigidity to maximize energy transfer.
FOOTBED	ANATOMICAL RESPONSE	Provides support and comfort.
HOLDER	SPEEDBLADE 4.0	Proven durability with increased attack angle providing greater strides and cornering.
RUNNER	SPEEDBLADE BLACK	Premium blade with oxide treatment provides a harder runner with a longer edge life and excellent resistance to corrosion.



[SK9080] **HEAT MOLDABLE**
**TACKS 9080
 SKATES**

SIZES	SR	6 - 12 6 - 10	D EE	FULL/HALF FULL/HALF
	JR	1 - 5.5	D	FULL/HALF

QUARTER PACKAGE	3D-LASTED TECHNOLOGY	High-precision ergonomic skate boot giving players an excellent, locked-in feel.
MATERIAL	ROCKETFRAME COMPOSITE	NHL-caliber lightweight composite material.
STIFFNESS PERFORMANCE INDEX	165	Lightweight, rigid and thermo-formable core generating excellent skating performance.
LINER	TOTALDRI WITH DURAZONE ABRASION PROTECTION	High performance moisture-wicking material keeps feet dry and skates light.
COMFORT PAD	SMOOTH CONTOUR	Soft pad around collar of the boot for excellent foot and ankle comfort.
ANKLE PADDING	MULTI DENSITY MEMORY FOAM	Symmetrical foam comfort pads wrap around player's foot for customized fit and comfort.
TONGUE	DUAL DENSITY FELT WITH EMBOSSED LACE-BITE PROTECTION	10mm felt with reinforcement layers for increased comfort and protection.
OUTSOLE	CONCAVE REINFORCED CLEAR TPU WITH EXHAUST SYSTEM	Rigid design that helps energy transfer.
FOOTBED	ANATOMICAL RESPONSE	Provides support and comfort.
HOLDER	SPEEDBLADE 4.0	Proven durability with increased attack angle providing greater strides and cornering.
RUNNER	SB STAINLESS	Provides a long lasting edge for long term performance.

[SK9070]
**TACKS 9070
 SKATES**

SIZES	SR	6 - 12	D	FULL/HALF
			6 - 10	EE
JR		1 - 5.5	D	FULL/HALF



QUARTER PACKAGE	METAFRAME TECHNOLOGY	Ergonomic boot shaping system providing the best fit for this segment.
MATERIAL	ROCKETFRAME COMPOSITE	NHL-caliber lightweight composite material.
STIFFNESS PERFORMANCE INDEX	150	Rigid core generating strong skating performance.
LINER	HD MICRO FIBER WITH DURAZONE ABRASION PROTECTION	High resistance to wear, while providing comfort and durability.
COMFORT PAD	SMOOTH CONTOUR	Soft pad around collar of the boot for excellent foot and ankle comfort.
ANKLE PADDING	MULTI DENSITY MEMORY FOAM	Symmetrical foam comfort pads wrap around player's foot for customized fit and comfort.
TONGUE	FELT TONGUE WITH EMBOSSED LACE-BITE PROTECTION	7mm felt with reinforcement layers for increased comfort and protection.
OUTSOLE	CONCAVE REINFORCED TPU WITH EXHAUST SYSTEM	Rigid design that helps energy transfer.
FOOTBED	ANATOMICAL RESPONSE	Provides support and comfort.
HOLDER	SPEEDBLADE 4.0	Proven durability with increased attack angle providing greater strides and cornering.
RUNNER	SB STAINLESS	Provides a long lasting edge for long term performance.

[SK9060B] **HEAT MOLDABLE**
**TACKS 9060
 SKATES**

SIZES	SR	6 - 12	D	FULL/HALF
			6 - 10	D
JR		1 - 5.5	EE	FULL/HALF
		3 - 5.5	D	FULL/HALF
YT	SEE PAGE 15			



QUARTER PACKAGE	METAFRAME TECHNOLOGY WITH SYNTHETIC COMPOSITE	Ergonomic boot shaping system providing the best fit for this segment.
STIFFNESS PERFORMANCE INDEX	135	Solid core generating good skating performance.
LINER	HD MICRO FIBER WITH DURAZONE ABRASION PROTECTION	High resistance to wear, while providing comfort and durability.
TONGUE	FELT TONGUE WITH EMBOSSED LACE-BITE PROTECTION	7mm felt with reinforcement layers for increased comfort and protection.
OUTSOLE	REINFORCED INJECTION WITH EXHAUST SYSTEM	Rigid design that helps energy transfer.
FOOTBED	ANATOMICAL RESPONSE	Provides support and comfort.
HOLDER	SPEEDBLADE 4.0	Proven durability with increased attack angle providing greater strides and cornering.
RUNNER	SB BLACK	Provides a long lasting edge for long term performance.

[SK9050]
**TACKS 9050
 SKATES**

SIZES	SR	39 - 47	D	FULL
JR		33 - 38	D	FULL



QUARTER PACKAGE	INJECTED TECHNOLOGY WITH SYNTHETIC COMPOSITE	Durable boot with structural stiffness.
LINER	HD MICRO FIBER	Comfortable and high resistance to wear.
TONGUE	FELT TONGUE	7mm felt for comfort and protection.
OUTSOLE	INJECTED	Helps energy transfer with every stride.
FOOTBED	CCM FOOTBED	Provides support and comfort.
HOLDER/RUNNER	SPEEDBLADE PRO	Non replaceable stainless steel blade with elevated holder for increased attack angle.

[SK9040]
**TACKS 9040
 SKATES**

SIZES	SR	39 - 47	D	FULL
JR		33 - 38	D	FULL
YT	SEE PAGE 15			



QUARTER PACKAGE	INJECTED MESH TECHNOLOGY	Durable boot with structural stiffness.
LINER	BRUSHED MICRO FIBER	Comfortable and high resistance to wear.
TONGUE	FELT TONGUE	5mm felt tongue for comfort and protection.
OUTSOLE	INJECTED	Solid energy transfer profile.
FOOTBED	CCM FOOTBED	Provides support and comfort.
HOLDER/RUNNER	SPEEDBLADE PRO	Non replaceable pre-sharpened stainless steel blade with elevated holder for increased attack angle.

YOUTH SKATES



[SKFT2] **[NEW]**

JETSPEED FT2 SKATES

SIZES Y7 8-10 D FULL
11-13.5 D FULL/HALF

QUARTER PACKAGE REINFORCED INJECTED TECHNOLOGY WITH SYNTHETIC COMPOSITE
Durable boot with reinforced structural stiffness.

STIFFNESS PERFORMANCE INDEX 125
Solid core generating good skating performance.

LINER BRUSHED MICRO-FIBER WITH DURAZONE ABRASION PROTECTION
Comfortable and high resistance to wear.

TONGUE FELT TONGUE WITH EMBOSSED LACE-BITE PROTECTION
7mm felt with reinforcement layers for increased comfort and protection.

OUTSOLE INJECTED
Solid energy transfer profile.

FOOTBED MOLDED KID SIZING ZONE
Provides support, comfort and accurate measurement.

HOLDER/RUNNER SPEEDBLADE PRO BLACK
Non replaceable black steel blade with elevated holder for increased attack angle.



[SK480J] **[NEW]**

JETSPEED FT480 SKATES

SIZES Y7 8-13 D FULL

QUARTER PACKAGE INJECTED CORE TECHNOLOGY
Durable boot with structural stiffness.

LINER BRUSHED MICRO-FIBER
Comfortable and high resistance to wear.

TONGUE FELT TONGUE WITH EMBOSSED LACE-BITE PROTECTION
7mm felt with reinforcement layers for increased comfort and protection.

OUTSOLE INJECTED
Solid energy transfer profile.

FOOTBED KID SIZING ZONE
Provides support, comfort and accurate measurement.

HOLDER/RUNNER SPEEDBLADE PRO
Non replaceable stainless steel blade with elevated holder for increased attack angle.



[SKASI]

SUPERTACKS ASI SKATES

SIZES Y7 8-13 D FULL

QUARTER PACKAGE REINFORCED INJECTED TECHNOLOGY WITH SYNTHETIC COMPOSITE
Durable boot with reinforced structural stiffness.

STIFFNESS PERFORMANCE INDEX 125
Solid core generating good skating performance.

LINER BRUSHED MICRO-FIBER WITH DURAZONE ABRASION PROTECTION
Comfortable and high resistance to wear.

TONGUE FELT TONGUE WITH EMBOSSED LACE-BITE PROTECTION AND RED LACES
7mm felt with reinforcement layers for increased comfort and protection.

OUTSOLE CONCAVE REINFORCED INJECTED OUTSOLE
Rigid design that helps energy transfer.

FOOTBED MOLDED KID SIZING ZONE
Provides support, comfort and accurate measurement.

HOLDER/RUNNER SPEEDBLADE PRO BLACK
Non replaceable black steel blade with elevated holder for increased attack angle.



[SK9060]

TACKS 9060 SKATES

SIZES Y7 8-13 D FULL

QUARTER PACKAGE INJECTED CORE TECHNOLOGY
Durable boot with structural stiffness.

LINER BRUSHED MICRO-FIBER
Comfortable and high resistance to wear.

TONGUE FELT TONGUE WITH EMBOSSED LACE-BITE PROTECTION
7mm felt with reinforcement layers for increased comfort and protection.

OUTSOLE CONCAVE REINFORCED INJECTED OUTSOLE
Rigid design that helps energy transfer.

FOOTBED KID SIZING ZONE
Provides support, comfort and accurate measurement.

HOLDER/RUNNER SPEEDBLADE PRO
Non replaceable stainless steel blade with elevated holder for increased attack angle.



[SK9040]

TACKS 9040 SKATES

SIZES Y7 25-32 D FULL

QUARTER PACKAGE INJECTED WITH MESH TECHNOLOGY
Durable boot with structural stiffness.

LINER BRUSHED MICRO-FIBER
Comfortable and high resistance to wear.

TONGUE FELT TONGUE
5mm felt for comfort and protection.

OUTSOLE INJECTED
Solid energy transfer profile.

FOOTBED KID SIZING ZONE
Provides support, comfort and accurate measurement.

HOLDER/RUNNER SPEEDBLADE PRO
Non replaceable pre-sharpened stainless steel blade with elevated holder for increased attack angle.



[SKRP]
**PIRQUETTE
 RECREATIONAL SKATES**

SIZES	WM	35 - 42
	GR	25 - 34

SPECIFICATIONS NICKEL PLATED CARBON STEEL WITH "PIC".
 SYNTHETIC LEATHER OUTSOLE.
 SINGLE FOOTBED AND BRUSHED NYLON LINER.



[SKRRGG]
**GLITTER GIRL
 RECREATIONAL SKATES**

SIZES	GR	8 - 4
	GR	25 - 34

SPECIFICATIONS WATER-RESISTANT SYNTHETIC
 PADDED BRUSHED MICRO FIBER
 DUAL-DENSITY MEMORY COMFORT FOAM
 LIGHTWEIGHT INJECTED OUTSOLE
 ARTISTIC STYLE BLADE WITH TOE-PICK
 NICKEL-PLATED STEEL



[SKTYKEX]
**TYKE EXPANDABLE
 RECREATIONAL SKATES**

SIZES	YT	26-29, 30-32, 34-37
-------	----	---------------------

BLADE PLASTIC INJECTED BLADE
 BOOT EXPANDABLE 2-PIECE MOLDED PVC SHELL
 LINER REMOVABLE BRUSHED VELVET LINER



[SKTYKE]
**TYKE
 RECREATIONAL SKATES**

SIZES	YT	24-25, 26-27, 28-29, 30-32
-------	----	----------------------------

SPECIFICATIONS PLASTIC INJECTED BLADE
 2-PIECE MOLDED PVC SHELL

SKATE ACCESSORIES

[RXSIBP] **[NEW]**

SPEEDBLADE XSI BLACK +2MM

OXIDE STEEL
PAIR



[RXSISP] **[NEW]**

SPEEDBLADE XSI +2MM

STAINLESS STEEL
PAIR



[RXSSP] **[NEW]**

SPEEDBLADE XS STAINLESS

STAINLESS STEEL
PAIR



[HSBXS] **[NEW]**

SPEEDBLADE XS HOLDER

LEFT / RIGHT



[RSB]

SPEEDBLADE STAINLESS

REGULAR STEEL
PAIR



[RSBB]

SPEEDBLADE BLACK

OXIDE STEEL
PAIR



[HSB]

SB +4.0 HOLDER

LEFT / RIGHT



SPEEDBLADE SIZE CHART

2016-18 MODELS

JUNIOR

BOOT	1	1.5	2	2.5	3	3.5	4	4.5	5	5.5
BLADE LENGTH	215		221		230		238		247	

SENIOR

BOOT	6	6.5	7	7.5	8	8.5	9	9.5	10	10.5	11	11.5	12
BLADE LENGTH	255		263		271		280		287		295		304



[ORTHMV] \$
**CCM ORTHOMOVE
HOCKEY INSOLES**

FEATURING CUSTOM ARCH
SUPPORT INSERTS AND
POWERGRID TECHNOLOGY

SIZE CHART

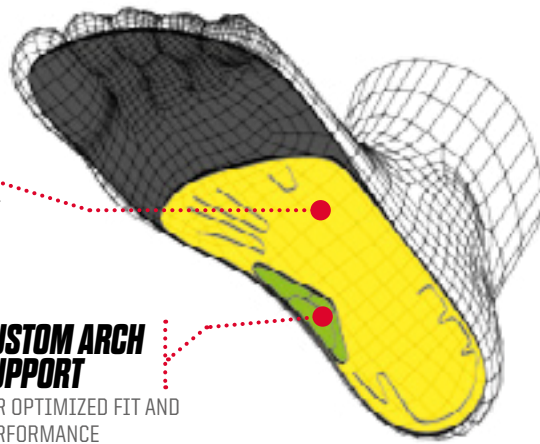
3-4.5	5-6.5	7-8.5	9-10.5	11-12
S	M	L	XL	XXL

**POWERGRID
TECHNOLOGY**

ENGINEERED COMPONENT THAT
HELPS WITH ENERGY TRANSFER
IN AREAS OF THE FOOT THAT
ARE ESSENTIAL FOR SKATING
PERFORMANCE.

**CUSTOM ARCH
SUPPORT**

FOR OPTIMIZED FIT AND
PERFORMANCE



LOW ARCH
NO INSERT



MEDIUM ARCH
+4mm INSERT




HIGH ARCH
+7mm INSERT



[XSHRS5] [NEW]
**SPEEDBLADE XS HOLDER
REPLACEMENT PARTS**
5 PAIRS



[MS602]
**SPEEDBLADE +4.0
REPLACEMENT
SCREWS**
50 PCS/1-PACK



[CGRXS] [NEW]
**SPEEDBLADE XS
CARRYING CASE**




[BRANOK]
BRANNOCK



[ACUPLU]
SKATE OVEN





TOTAL SHOT TIME = [LOAD TIME + UNLOAD TIME] + PUCK FLIGHT TIME

WHERE DO YOU SHOOT?

Shooting is broken down into 3 phases: **LOADING**, **UNLOADING**, and **PUCK FLIGHT TIME**.

- > **Maximum Power** > Longer loading time leads to more energy storage and greater puck speed and acceleration.
- > **Maximum Quickness** > Quick release shots reduce loading/unloading time to minimize time to release.

SPLIT POINT

Using Shooting Performance Lab data, CCM has broken down the offensive zone for the player and identified a key Split Point to identify where the player benefits of each shot :

Above the split point, maximum **speed** is required to get the puck to the net faster

Below the split point, maximum **quickness** is required to get the puck to the net faster

SUPER TACKS

The energy stored by the longer loading period benefits players looking for maximum power.

JET SPEED

Hinge effect concentrates loading zone for players looking for blend of speed and response.

RIBCORE

Short loading period benefits players looking for quickness of release.



— = SOFT — = STIFF

SUPER TACKS

MID KICK POINT

Stiff bottom of the shaft for more control with a softer mid-section to maximize loading and power.



XX-STIFF

A very stiff blade which is reinforced at the heel and toe to provide unparalleled accuracy and durability.

JETSPEED

HYBRID KICK POINT

Optimized flex zones create a hinge for greater power and speed.



REGULAR

The addition of a dampening layer on the face of the blade provides a new feel for great control.

RIBCORE

LOW KICK POINT

Gradual decrease in stiffness in the bottom of the shaft to maximize ease of loading and quick releases.



STIFF

The ideal stiffness level to maximize feel while not compromising quick releases.

JETSPEED FT2 STICK

[NEW]

Redesigned for the speed of today's game, the new JetSpeed FT2 stick features a hybrid kick point, R-geometry and the new JF-80 blade. The hybrid kick point creates a power hinge effect allowing the player to more fully load the shaft without any twist occurring in the stick. The JetSpeed R-shape provides a unique combination of comfort and control while the JF-80 blade features a proprietary dampened core material to deliver a blend of lightweight and feel. The JetSpeed FT2 features Sigmatex ST from top to bottom, and our new X-Flow advanced molding technology reduces weight by 10 grams, compared to the 85 flex Jetspeed stick and improves stick durability.



1

HYBRID KICK POINT

Hinge effect from new kick point concentrates loading zone to deliver blend of speed and response.

2

HIGH PERFORMANCE REINFORCED STRUCTURE


Developed specifically for CCM by a world leader in aerospace technology, SIGMATEX ST is a high-performance spread tow fabric that features an innovative weaving process that provides lightweight strength and resilience.



3

JETSPEED SHAFT DIMENSIONS

R-geometry features rounder corners, concave sides and a streamlined shape from top to bottom for an ultra-comfortable, high-performance stick.



4

NEW LIGHTWEIGHT BLADE

The new lightweight JETFUEL-80 (JF-80) blade features a tactile surface along with proprietary dampened core and reinforced heel/toe area to deliver heightened puck feel.



Dampening layer on the inside
DAMP-CORE



3

1

2

4

OFFERING

SR - 85 / 82"

STOCK
P19 / P28 / P29 / P30
BOOKING
P88

SR - 85 / 80"

STOCK
P19 / P28 / P29 / P30
BOOKING
P88

SR - 80 / 80"

STOCK
P19 / P28 / P29 / P30
BOOKING
P88

SR - 75 / 80"

STOCK
P19 / P28 / P29 / P30
BOOKING
P88

SR - 70 / 80"

STOCK
P19 / P28 / P29 / P30
BOOKING
P88

INT - 85 / 87"

STOCK
P28 / P29 / P30
BOOKING
P88

INT - 85 / 85"

STOCK
P28 / P29 / P30
BOOKING
P88

JR - 50 / 82"

STOCK
P28 / P29 / P30
BOOKING
P88

JR - 40 / 49"

STOCK
P28 / P29 / P30
BOOKING
P88

YT - 30 / 45"

P29

[HSJFT2] **[NEW]**

JETSPEED FT2

KICK POINT

HYBRID FLEX PROFILE

Hinge effect from new kick point concentrates loading zone to deliver blend of speed and response.

BLADE

JF-80 BLADE WITH DAMPENED CORE TECHNOLOGY

Super-Lightweight blade with dampened core, tactile surface and reinforced heel/toe area offers a unique blend of lightweight, feel and consistency.

R-SHAFT DESIGN

JETSPEED SHAFT WITH DOUBLE-CONCAVE DIMENSIONS

R-geometry offers rounder corners, concave sides and streamlined shape from top to bottom for an ultra-comfortable, high-performance stick.

SHAFT TECHNOLOGY

X-FLOW TECHNOLOGY

An advanced molding technology that eliminates excess resin and voids for improved shaft quality, consistency and durability while reducing the overall weight of the stick.

MATERIAL

SIGMATEX

Developed by a world leader in aerospace technology specifically for CCM, this high-performance spread tow fabric features an innovative weaving process that provides lightweight strength and resilience.

INTERMEDIATE GEOMETRY

I-SHAPE

Designed in collaboration with elite women's hockey players and select youth players, this new design features rounded corners and concave sides for enhanced control and comfort.

OFFERING

SR - 85 / 82"

STOCK
P19 / P28 / P29 / P30
BOOKING
P88

SR - 85 / 80"

STOCK
P19 / P28 / P29 / P30
BOOKING
P88

SR - 80 / 80"

STOCK
P19 / P28 / P29 / P30
BOOKING
P88

SR - 75 / 80"

STOCK
P19 / P28 / P29 / P30
BOOKING
P88

SR - 70 / 80"

STOCK
P19 / P28 / P29 / P30
BOOKING
P88

INT - 85 / 87"

STOCK
P28 / P29
BOOKING
P88

JR - 50 / 82"

STOCK
P28 / P29
BOOKING
P88

JR - 40 / 49"

STOCK
P28 / P29
BOOKING
P88

[HSJPD2] **[NEW]**

JETSPEED PRO²

KICK POINT

HYBRID FLEX PROFILE

Hinge effect from new kick point concentrates loading zone to deliver blend of speed and response.

BLADE

JS4 BLADE

Lightweight blade with proprietary damped core and reinforced heel/toe area offers heightened puck feel. Tactile blade surface delivers heightened puck feel.

SHAFT DESIGN

JETSPEED SHAFT WITH DOUBLE-CONCAVE DIMENSIONS

New R-geometry offers rounder corners, concave sides and streamlined shape from top to bottom for an ultra-comfortable, high-performance stick.

SHAFT TECHNOLOGY

X-FLOW TECHNOLOGY

An advanced molding technology that eliminates excess resin and voids for improved shaft quality, consistency and durability while reducing the overall weight of the stick.

MATERIAL

C6 BLADE AND SHAFT

A carbon fiber weave that provides remarkable overall stiffness and strength for added durability on the shaft and blade.

GEOMETRY

NEW INTERMEDIATE GEOMETRY

Designed in collaboration with elite women's hockey players and select youth players, this new design features rounded corners and concave sides for enhanced control and comfort.

OFFERING

SR - 85 / 59"
P28 / P29

SR - 75 / 59"
P28 / P29

INT - 65 / 55"
P28 / P29

JR - 50 / 52"
P28 / P29

JR - 40 / 49"
P28 / P29



[HSJ460] **[NEW]**

JETSPEED 460

KICK POINT	HYBRID FLEX PROFILE Hinge effect from new kick point concentrates loading zone to deliver blend of speed and response.
BLADE	JS3 BLADE Lightweight blade with damped core for feel and precision.
SHAFT DESIGN	JETSPEED SHAFT WITH DOUBLE-CONCAVE DIMENSIONS New R-geometry offers rounder corners, concave sides and streamlined shape from top to bottom for an ultra-comfortable, high-performance stick.
MATERIAL	C6 WEAVE ON BLADE A carbon fiber weave that provides remarkable overall stiffness and strength for added durability.
INTERMEDIATE GEOMETRY	NEW INTERMEDIATE GEOMETRY Designed in collaboration with elite women's hockey players and select youth players, this new design features rounded corners and concave sides for enhanced control and comfort.

OFFERING

SR - 85 / 59"
P29

INT - 65 / 57"
P29

JR - 40 / 49"
P29

YT - 20 / 43"
P29



[HSJ440] **[NEW]**

JETSPEED 440

KICK POINT	HYBRID FLEX PROFILE Hinge effect from new kick point concentrates loading zone to deliver blend of speed and response.
BLADE	JS3 BLADE Lightweight blade accurate shooting and passing.
SHAFT DESIGN	JETSPEED SHAFT WITH DOUBLE-CONCAVE DIMENSIONS New R-geometry offers rounder corners, concave sides and streamlined shape from top to bottom for an ultra-comfortable, high-performance stick.



JET'SPEED
FLEX GRIP - HOCKEY
JET'SPEED

TACKS STICKS

OFFERING

SR - 105 / 62"
P28 / P29

SR - 85 / 62"

STOCK
P19 / P28 / P29 / P30

BOOKING
P88

SR - 85 / 60"

STOCK
P19 / P28 / P29 / P30

BOOKING
P88

SR - 75 / 60"

STOCK
P19 / P28 / P29 / P30

BOOKING
P88

SR - 70 / 60"

STOCK
P19 / P28 / P29 / P30

BOOKING
P88

INT - 85 / 57"

STOCK
P28 / P29 / P30

BOOKING
P88

INT - 55 / 55"

STOCK
P28 / P29 / P30

BOOKING
P88

JR - 50 / 52"

STOCK
P28 / P29 / P30

JR - 40 / 49"

YTH - 30 / 45"
P29

[HSTAS1]

SUPERTACKS ASI

KICK POINT	MAX. LOADING MID KICK	A soft mid-section allows for a longer loading period to store more energy while the stiff taper zone maximizes stability and response.
SHAFT TECHNOLOGY	X-FLOW TECHNOLOGY	An advanced molding technology that eliminates excess resin and voids for improved shaft quality, consistency and durability while reducing the overall weight of the stick.
BLADE	ACU3 BLADE	Ultra-stiff, lightweight construction featuring a tactile surface for maximum feel and shot control plus a reinforced toe and heel for unmatched durability.
MATERIAL	SIGMATEX	Developed by a world leader in aerospace technology specifically for CCM, this high-performance spread tow fabric features an innovative weaving process that provides lightweight strength and resilience.
GEOMETRY	NEW INTERMEDIATE GEOMETRY	Designed in collaboration with elite women's hockey players and select youth players, this new design features rounded corners and concave sides for enhanced control and comfort.

OFFERING

SR - 105 / 62"
P28 / P29

SR - 85 / 62"

P19 / P28 / P29 / P30

SR - 85 / 60"

P19 / P28 / P29 / P30

SR - 75 / 60"

P19 / P28 / P29 / P30

SR - 70 / 60"

P19 / P28 / P29 / P30

[HSTASP]

SUPER TACKS PRO

KICK POINT	MAX. LOADING MID KICK	A soft mid-section allows for a longer loading period to store more energy while the stiff taper zone maximizes stability and response.
SHAFT TECHNOLOGY	X-FLOW TECHNOLOGY	An advanced molding technology that eliminates excess resin and voids for improved shaft quality, consistency and durability while reducing the overall weight of the stick.
BLADE	ACU3 BLADE	Ultra-stiff, lightweight construction featuring a tactile surface for maximum feel and shot control plus a reinforced toe and heel for unmatched durability.
GEOMETRY	NEW INTERMEDIATE GEOMETRY	Designed in collaboration with elite women's hockey players and select youth players, this new design features rounded corners and concave sides for enhanced control and comfort.

OFFERING

SR - 85 / 60"
P28 / P29

SR - 75 / 60"

P28 / P29

INT - 55 / 55"

P28 / P29

JR - 50 / 52"

P28 / P29

JR - 40 / 49"

P28 / P29

[HS9080]

TACKS 9080

KICK POINT	OPTIMIZED MID KICK	A soft mid-section allows for a longer loading period to store more energy while the stiff taper zone maximizes stability and response.
SHAFT TECHNOLOGY	X-FLOW TECHNOLOGY	An advanced molding technology that eliminates excess resin and voids for improved shaft quality, consistency and durability while reducing the overall weight of the stick.
BLADE	ACU2 BLADE	A unique construction that delivers a stiff and lightweight blade for greater shot accuracy.
MATERIAL	C6 WEAVE ON BLADE AND ON SHAFT	A carbon fiber weave that provides remarkable overall stiffness and strength for added durability on the shaft and blade.
GEOMETRY	NEW INTERMEDIATE GEOMETRY	Designed in collaboration with elite women's hockey players and select youth players, this new design features rounded corners and concave sides for enhanced control and comfort.

OFFERING

SR - 85 / 62"
P28 / P29

SR - 85 / 59"
P28 / P29

SR - 75 / 59"
P28 / P29

INT - 85 / 57"
P28 / P29

JR - 50 / 52"
P28 / P29

JR - 40 / 49"
P28 / P29

[HS9060]

TACKS 9060

KICK POINT	MID KICK POINT	All-in-one flex profile with two different stiffness zones that offers great loading for both wrist and slap shots.
BLADE	ULTRA ATTACKFRAME BLADE	Lightweight blade with high torsional and bending stiffness for accurate shooting and passing.
GEOMETRY	T-GEOMETRY	Proven T-shape square corner design.

OFFERING

SR - 85 / 59"
P29

INT - 85 / 57"
P29

JR - 40 / 49"
P29

YTH - 20 / 43"
P29

[HS9040]

TACKS 9040

KICK POINT	MID KICK POINT	The all in-one flex profile, great loading for both wrist shots and slap shots due to its two different stiffness zones.
BLADE	ULTRA ATTACKFRAME BLADE	A lightweight blade with high torsional and bending stiffness for accurate shooting and passing.
GEOMETRY	T-GEOMETRY	Our more traditional geometry featuring slightly squarer corners.

OFFERING

SR - 105 / 62"

P28 / P29

SR - 95 / 62"

P19 / P28 / P29 / P30

STOCK

P19 / P28 / P29 / P30

BOOKING

P88

SR - 85 / 60"

STOCK

P19 / P28 / P29 / P30

BOOKING

P88

SR - 80 / 60"

STOCK

P19 / P28 / P29 / P30

BOOKING

P88

SR - 75 / 60"

STOCK

P19 / P28 / P29 / P30

BOOKING

P88

SR - 70 / 60"

STOCK

P19 / P28 / P29 / P30

BOOKING

P88

INT - 65 / 57"

STOCK

P28 / P29 / P30

BOOKING

P88

INT - 55 / 55"

P28 / P29 / P30

BOOKING

P88

JR - 60 / 52"

P28 / P29 / P30

JR - 40 / 49"

P28 / P29 / P30

[HSR186]

TRIGGER^{3D} PMT

KICK POINT	OPTIMIZED RIBCOR LOW KICK	Engineered low kick point drives quickness of release while the optimized flex ratio allows for ease of loading.
SHAFT TECHNOLOGY	X-FLOW TECHNOLOGY	An advanced molding technology that eliminates excess resin and voids for improved shaft quality, consistency and durability while reducing the overall weight of the stick.
SHAFT TECHNOLOGY	REDESIGNED POP MATRIX TECHNOLOGY	Newly re-engineered Ribcor geometry offers a more efficient and seamless energy transfer to maximize bending strength and speed of release.
BLADE	ASCENT BLADE 3	Lightweight blade with tactile surface and reinforced heel/toe area offers heightened puck feel.
MATERIAL	SIGMATEX	Developed by a world leader in aerospace technology specifically for CCM, this high-performance spread tow fabric features an innovative weaving process that provides lightweight strength and resilience.
GEOMETRY	NEW INTERMEDIATE GEOMETRY	Designed in collaboration with elite women's hockey players and select youth players, this new design features rounded corners and concave sides for enhanced control and comfort.

OFFERING

SR - 95 / 62"

P19 / P28 / P29 / P30

SR - 85 / 60"

P19 / P28 / P29 / P30

SR - 80 / 60"

P19 / P28 / P29 / P30

SR - 75 / 60"

P19 / P28 / P29 / P30

SR - 70 / 60"

P19 / P28 / P29 / P30

INT - 65 / 57"

P28 / P29

JR - 60 / 52"

P28 / P29

JR - 40 / 49"

P28 / P29

[HSRCP3]

RIBCOR PRO³ PMT

KICK POINT	OPTIMIZED RIBCOR LOW KICK	Engineered low kick point drives quickness of release while the optimized flex ratio allows for ease of loading.
SHAFT TECHNOLOGY	X-FLOW TECHNOLOGY WITH A HIGHER RATIO OF CARBON FIBERS	An advanced molding technology that eliminates excess resin and voids for improved shaft quality, consistency and durability while reducing the overall weight of the stick.
SHAFT TECHNOLOGY	ENHANCED POP MATRIX TECHNOLOGY	Newly re-engineered Ribcor geometry offers a more efficient and seamless energy transfer to maximize bending strength and speed of release.
BLADE	ASCENT BLADE 2	Lightweight blade with tactile surface and reinforced heel/toe area offers heightened puck feel.
MATERIAL	C6 BLADE WITH A TACTILE SURFACE AND C6 SHAFT	A carbon fiber weave that provides remarkable overall stiffness and strength for added durability on the shaft and blade. Tactile blade surface delivers heightened puck feel.
GEOMETRY	NEW INTERMEDIATE GEOMETRY	Designed in collaboration with elite women's hockey players and select youth players, this new design features rounded corners and concave sides for enhanced control and comfort.

OFFERING

SR - 95 / 59"

P28 / P29

SR - 85 / 59"

P28 / P29

SR - 75 / 59"

P28 / P29

INT - 55 / 55"

P28 / P29

JR - 60 / 52"

P28 / P29

JR - 40 / 49"

P28 / P29

[HSRC65]

RIBCOR 65K

KICK POINT	OPTIMIZED RIBCOR LOW KICK	Engineered low kick point drives quickness of release while the optimized flex ratio allows for ease of loading.
SHAFT TECHNOLOGY	X-FLOW TECHNOLOGY WITH A HIGHER RATIO OF CARBON FIBERS	An advanced molding technology that eliminates excess resin and voids for improved shaft quality, consistency and durability while reducing the overall weight of the stick.
SHAFT TECHNOLOGY	ENHANCED POP MATRIX TECHNOLOGY	Newly re-engineered Ribcor geometry offers a more efficient and seamless energy transfer to maximize bending strength and speed of release.
BLADE	ASCENT BLADE 2	Lightweight blade with tactile surface and reinforced heel/toe area offers heightened puck feel.
MATERIAL	C6 BLADE WITH A TACTILE SURFACE AND C6 SHAFT	A carbon fiber weave that provides remarkable overall stiffness and strength for added durability on the shaft and blade. Tactile blade surface delivers heightened puck feel.
GEOMETRY	NEW INTERMEDIATE GEOMETRY	Designed in collaboration with elite women's hockey players and select youth players, this new design features rounded corners and concave sides for enhanced control and comfort.

OFFERING

SR - 85 / 59"

P29

INT - 65 / 57"

P29

JR - 40 / 49"

P29

[HSRC63]

RIBCOR 63K

KICK POINT	LOW KICK	Engineered low kick point drives quickness of release.
SHAFT TECHNOLOGY	EASY TO LOAD TECHNOLOGY	A unique construction that features optimized flex ratio.
BLADE	SXX2 BLADE	Stiffness increases from heel to toe for quicker release.
GEOMETRY	T-GEOMETRY	Proven T-shape square corner design.

STREET HOCKEY STICKS

OFFERING

SR - P29

JR - P29

YT - P29

KID - SBL

[HSULT]

ULTIMATE

*Also recommended
for street hockey

BLADE

ULTIMATE ABS CORE

Highly resistant for a variety of playing surfaces.

SHAFT

MULTI-LAM CONSTRUCTION

Very strong and durable with a long lasting glossy finish.

[ENDPLU]

END PLUG

HOSEL

4 INCH COMPOSITE END PLUG

GEOMETRY

SR: T, R, F

[ENDPLU]

WOOD END PLUG

HOSEL

4 INCH WOODEN END PLUG

SIZES

SR, JR



STICK CURVES



POSITION HEEL
SIZE MEDIUM
OPENESS SLIGHTLY OPENED

BENEFITS
MID CURVE PROVIDES CONTROL AND ACCURACY.

P19



POSITION MID/TOE
SIZE BIG
OPENESS OPENED

BENEFITS
GREAT FOR TOE DRAGS AND HITTING THE TOP SHELF.

MCGAVID - P28 (186-2)

(BAUER P28 / WARRIOR W28 / EASTON E28 / TRUE TC3)



POSITION MID
SIZE BIG
OPENESS OPENED

BENEFITS
THE ALL-IN-ONE. ACCURATE PASSING, GOOD CONTROL AND A HARD SHOT.

CROSBY - P29 (203-2)

(BAUER P92 / WARRIOR W03 / TRUE TC2 / EASTON E/P3 / SHERWOOD PP26)



POSITION MID
SIZE MEDIUM
OPENESS CLOSED

BENEFITS
SLIGHT HOOK AT THE TOE IS GREAT FOR STICKHANDLING WHILE THE CLOSED FACE PROVIDES GREAT CONTROL ON SHOTS.

PANARIN - P30 (198-1)

(BAUER P88, WARRIOR W88, EASTON E36, TRUE MC)



POSITION MID
SIZE MEDIUM
OPENESS CLOSED

BENEFITS
GOOD FOR STICKHANDLING AND CONTROLLING SHOTS.

OVECHKIN - P88 (184-1)

(BAUER P88, WARRIOR W88, EASTON E36, TRUE MC)



HELMETS - CHOOSE YOUR FIT

A FIT FOR ALL PLAYERS. EACH HELMET OFFERS A DISTINCTIVE FIT

TACKS



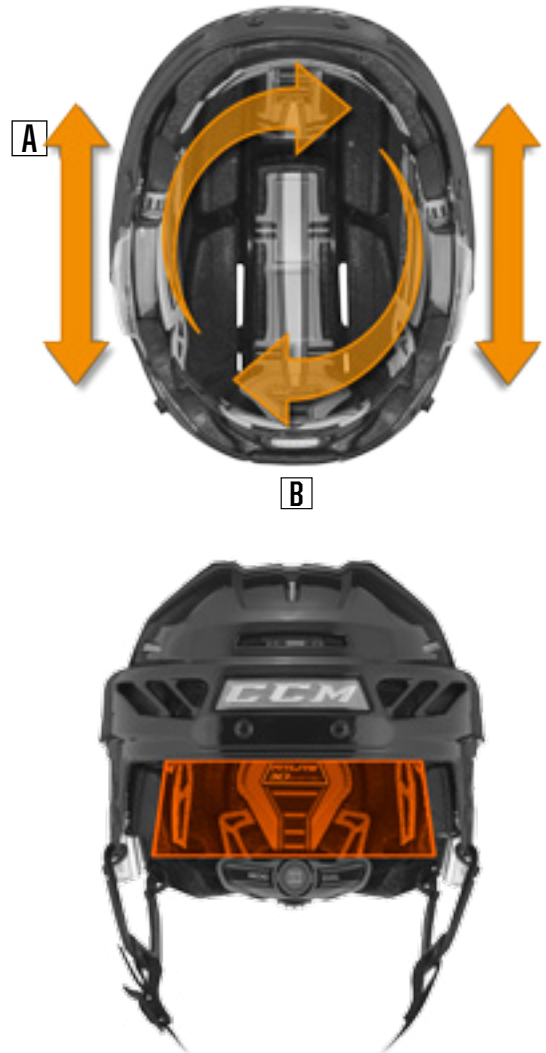
TAPERED

REAR
ADJUST LENGTH AND WIDTH SIMULTANEOUSLY

NARROW
TAPERED SHAPE, SNUG AROUND THE TEMPLES

OVAL
BENEFITS NARROW, MORE OVAL HEAD SHAPES

FITLITE



UNIVERSAL

A) FRONT TO BACK - ADJUST LENGTH
B) MICRODIAL III - 360 DEGREE WRAP*

STRAIGHT
STANDARD SHAPE, COMFORTABLE AROUND THE TEMPLES

ROUND
BENEFITS WIDER, MORE ROUND HEAD SHAPES

ADJUSTMENT

SHAPE

ADJUSTMENT

TEMPLES

OVERALL SHAPE

*FITLITE 3DS ONLY



[HTFL3DS] [HTFL3DSC]
**FITLITE 3DS
 HELMET**

SIZES	HAT SIZES
L	58 - 64 CM / 7 1/4 - 8
M	54 - 59 CM / 6 3/4 - 7 3/8
S	46 - 56 CM / 5 3/4 - 7

D30® SMART MATERIAL	SMART MATERIAL WITH RATE SENSITIVE SHOCK ABSORBING PROPERTIES	Premium level protection that disperses the force of impact.
LINER	LOW DENSITY EPP WITH MEMORY FOAM COMFORT CUSHIONS	Offers a lightweight professional level of protection and a state of the art comfort.
MICRODIAL III	ALLOWS A FULL 360° WRAP AND ADJUSTMENT	Optimal fit and comfort with an occipital lock for a customizable fit that keeps the helmet in place during play.
SHELL	HIGH DENSITY PE SHELL WITH ABS SUBSHELL	Lightweight professional level of protection with team customizable colour.

COLORS
 HELMET / SUBSHELL™

BK/BK	WH/WH	NV/NV	RY/SL	RD/RD

*Offered as a combo with the FM680 (S, M, L)



I.Q.SHION

[HTFL90] [HTFL90C]
**FL90
 HELMET**

SIZES	HAT SIZES
L	57 - 62 CM / 7 1/8 - 7 3/4
M	54 - 59 CM / 6 3/4 - 7 3/8
S	51 - 56 CM / 6 3/8 - 7

D30® SMART MATERIAL	SMART MATERIAL WITH RATE SENSITIVE SHOCK ABSORBING PROPERTIES	Premium level protection that disperses the force of impact.
LINER	I.Q.SHION MEMORY FOAM COMFORT LINER WITH D30®	High level of protection and offers a premium level of comfort and fit.
MICRODIAL III	NEW INTEGRATED MICRODIAL	Allows for an easily adjustable wrap around the head for optimal custom fit and comfort.
SHELL	HIGH DENSITY PE SHELL	Lightweight elite level of protection.

COLORS

BK/BK	NV/NV	WH/WH
RD/RD	RY/RY	

*Offered as a combo with the FM680 (S, M, L) in Gunmetal



[HTFL60] [HTFL60C]
**FL60
 HELMET**

SIZES	HAT SIZES
L	58 - 63 CM / 7 1/4 - 7 7/8
M	55 - 59 CM / 6 7/8 - 7 3/8
S	51 - 56 CM / 6 3/8 - 7

R.E.D. SYSTEM	LIQUID FILLED BLADDERS POSITIONED BETWEEN THE LINER AND THE PLAYER'S HEAD	Revolutionary technology developed with Oblique Technology and the University of Ottawa to manage multiple types of impacts.
LINER	TOOL FREE LENGTH ADJUSTMENT	Easy adjustment on the side of the helmet for a customized fit and high level of comfort.
MICRODIAL III	LOW DENSITY EPP LINER WITH LYCRA COMFORT CUSHIONS	Offers a high level protection and comfort.
SHELL	HIGH DENSITY PE SHELL	Lightweight high level of protection.

COLORS

BLK	NVY	WHT	RED

Combo with FMFL80 (S, M, L) in silver

HELMETS

DESIGNED SPECIFICALLY FOR THE PLAYER FROM **7 TO 11** YEARS OLD



LENGTH ADJUSTMENT



J-CLIP ADJUSTMENT



TOP CLIP ADJUSTMENT



EASY SNAP

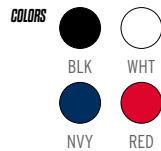


[HTFJRC]

FL3DS JUNIOR HELMET

SIZES JR ONE SIZE
SIZE RANGE 49 - 57 CM / 6 1/8 - 7 1/8

LINER	MULTI DENSITY LINER WITH INTEGRATED D30®	Designed to manage junior specific impacts.
ADJUSTMENT	TOOL FREE FACEMASK ADJUSTMENT + FRONT/BACK SIDE CLIPS	An easy helmet to adjust that will grow with the player.
SHELL	HIGH DENSITY PE SHELL	Lightweight elite level of protection.



[ACCYTS] \$
FL3DS YOUTH/JUNIOR DECALS - HELMET STICKER PACK

PINK - BLUE - RED - NEON YELLOW - SILVER - GREEN - BLACK

*Contains all colors



DESIGNED SPECIFICALLY FOR THE PLAYER FROM **4 TO 7** YEARS OLD



[HTYTHC]

FL3DS YOUTH HELMET

SIZES YT ONE SIZE
SIZE RANGE 45 - 55 CM / 5 7/8 - 6 7/8

LINER	MULTI DENSITY LINER WITH INTEGRATED D30®	Designed to manage youth specific impacts.
ADJUSTMENT	TOOL FREE FACEMASK ADJUSTMENT + FRONT/BACK SIDE CLIPS	An easy helmet to adjust that will grow with the player.
SHELL	HIGH DENSITY PE SHELL	Lightweight elite level of protection.



5 SUPER EASY STEPS

1 - LENGTH OF HELMET



2 - CLIP UNDER CHIN



3 - TOP CLIP ADJUSTMENT



4 - J-CLIP ADJUSTMENT



5 - VELCRO STRAP ADJUSTMENT




[HT50] [HT50C] [NEW]

CCM50 HELMET

SIZES SR L M S JR XS
HAT SIZES
57.5 - 62 CM / 7 1/4 - 7 3/4
54.5 - 59 CM / 6 3/4 - 7 3/8
50.5 - 56 CM / 6 1/4 - 7
48 - 53 CM / 6 - 6 5/8

FIT CLIPS	TOOL FREE LENGTH ADJUSTMENT	Easy adjustment on the side of the helmet for a customized fit and high level of comfort.
LINER	MULTI DENSITY FOAM LINER	New liner designed to provides high level of comfort and protection.
SHELL	HIGH DENSITY PE SHELL	Lightweight PE shell construction.






[HT710] [HT710C]
**TACKS 710
 HELMET**

SIZES	HAT SIZES
XL	60 - 65 CM / 7 1/2 - 8 1/8 - BLACK AND WHITE ONLY
L	57 - 62 CM / 7 1/8 - 7 3/4
M	55 - 59 CM / 6 7/8 - 7 3/8
S	51 - 56 CM / 6 3/8 - 7

LINER	I.Q.SHION FOAM COMFORT LINER WITH D30® AND R.E.D. SYSTEM	Designed to manage multiple types of impacts while offering a premium level of comfort and fit.
ADJUSTMENT	SINGLE TOOL FREE ADJUSTMENT	Easy adjustment at the back of the helmet for a customized snug fit.
SHELL	DESIGNED TO MAXIMIZE PROTECTIVE CAPABILITIES	A pro preferred look with geometry that helps absorb impacts.

COLORS




[HT310] [HT310C]
**TACKS 310
 HELMET**

SIZES	HAT SIZES
L	57 - 62 CM / 7 1/8 - 7 3/4
M	55 - 59 CM / 6 7/8 - 7 3/8
S	51 - 56 CM / 6 3/8 - 7

LINER	I.Q.SHION FOAM COMFORT LINER WITH D30®	High level of protection and offers a premium level of comfort and fit.
ADJUSTMENT	SINGLE TOOL FREE ADJUSTMENT	Easy adjustment at the back of the helmet for a customized snug fit.
SHELL	DESIGNED TO MAXIMIZE PROTECTIVE CAPABILITIES	A pro preferred look with geometry that helps absorb impacts.

COLORS



[HT110]
**TACKS 110
 HELMET**

SIZES	HAT SIZES
L	57 - 62 CM / 7 1/8 - 7 3/4
M	55 - 59 CM / 6 7/8 - 7 3/8
S	51 - 56 CM / 6 3/8 - 7
XS	50 - 54 CM / 6 1/4 - 6 3/4

LINER	MULTI DENSITY FOAM LINER	Pro preferred look and developed to help manage a variety of impacts.
ADJUSTMENT	SINGLE TOOL FREE ADJUSTMENT	Easy adjustment at the back of the helmet for a customized snug fit.
SHELL	DESIGNED TO MAXIMIZE PROTECTIVE CAPABILITIES	A pro preferred look with geometry that helps absorb impacts.

COLORS



FULL FACE VISOR [NEW]

CCM has developed a new full facial visor. With a modern look that was designed to improve the air flow and offer high performance anti-scratch coating and anti-fog treatment, the new CCM FVI gives players great visibility without compromising performance.



SCRATCH RESISTANT
RESISTANT AUX
RAYURES

**SUPERIOR
ANTI-SCRATCH**



ANTI-FOG
ANTI-BUÉE

**PREMIUM LEVEL
ANTI-FOG**



ENHANCED VISION
VISION AMÉLIORÉE

**WIDE AND
UNOBSTRUCTED
FIELD OF VISION**

MATERIAL

High quality, impact resistant polycarbonate.

CHIN CUP

Comfortable and snug fitting dual density chin cup.

VENT DESIGN

Vent design to maximize airflow.



[FMFVI] [NEW]

FVI FULL VISOR

SR
JR

SIZES SR - JR

* Fits on all helmets

CONSTRUCTION IMPACT RESISTANT POLYCARBONATE WITH ANTI-FOG & ANTI SCRATCH

Confidence from high quality polycarbonate with wide and unobstructed field of vision.

CHIN CUP MULTI DENSITY FOAM CHIN CUP

Comfortable and snug fitting chin cup

CERTIFICATION CSA, CE, HECC

REVISION VISORS

POWERED BY



REVISION.

CCM and Revision collaborated to develop elite level visors. Revision's expertise in design, and engineering capabilities in eye protection, combined with CCM's knowledge of hockey and the needs of players are a perfect match. The visors include anti-scratch, anti-fog, and a patented technology that provides optimal vision, allowing players to maintain maximum performance on the ice.



SCRATCH RESISTANT
RESISTANT AUX
RAYURES

ANTI-SCRATCH

Premium anti-scratch coating designed to withstand in tough environments.



ANTI-FOG
ANTI-BUÉE

ANTI-FOG

Revision's integrated coating system keeps the visor dry during play.



ENHANCED VISION
VISION AMÉLIORÉE

OPTICAL ACCURACY

Patented technology that allows for optimal vision with minimal distortion.

CCM VISOR [NEW]



SCRATCH RESISTANT
RESISTANT AUX
RAYURES

ANTI-SCRATCH

Anti-scratch coating applied on the exterior to keep visor clear of scratches and scuffs.



ENHANCED VISION
VISION AMÉLIORÉE

OPTICS

Curved visor allows for enhanced vision and optical accuracy.



[VR25] POWERED BY REVISION.

VR25 STRAIGHT CUT PRO

VISOR + SPACER

Certified CSA, HECC and CE

Color: Clear



[VR31] POWERED BY REVISION.

VR31 SHORT CUT PRO

VISOR + SPACER

Color: Clear



[VR14] [NEW]

VR14 STRAIGHT CUT

VISOR + SPACER

Certified CSA, HECC and CE

Color: Clear



[VR11] [NEW]

VR11 SHORT CUT

VISOR + SPACER

Color: Clear

[VRSPAC] [NEW]

VISOR ACCESSORIES

4 SCREWS / 2 SPACERS / 2 DUAL T-NUTS

Can be used with all CCM and Revision visors.





GUNMETAL
[FM680BLK] [FM680GML]

680 FACEMASK

SIZES SR S, M, L **COLORS** GUNMETAL

WIRES THIN FLAT WIRES Thin alloy bars designed to provide maximum visibility.

CHIN CUP MULTI DENSITY FOAM CHIN CUP Designed to provide high levels of comfort, sweat management and protection.



BLACK WHITE
[FM580BK] [FM580WH]

580 FACEMASK

SIZES SR XS, S, M, L **COLORS** BLACK, WHITE

WIRES THIN ROUND WIRES Designed to provide maximum visibility.

CHIN CUP MULTI DENSITY FOAM CHIN CUP WITH FABRIC Designed to provide high levels of comfort and protection.



[FM50] **[NEW]**

CCM50 FACEMASK

SIZES SR XS, S, M, L **COLORS** SILVER

WIRES THIN ROUND WIRES Designed to provide maximum line of sight.

CHIN CUP COMFORT FOAM WITH WIRE GUARD Designed for comfort with a good level of protection.



JOFA

[HT715LS]

715 MULTI-PURPOSE HELMET

SIZES S 45.5 - 52.5 CM M 51.5 - 55.5 CM

FIT	MICRODIAL FOR A FAST AND EASY SIZE ADJUSTMENT. Easy to change to a proper size even with winter gloves on. Adjustable in both length and width to ensure perfect fit.
LINER	MULTI IMPACT EXPANDED POLYPROPYLENE (EPP) FOAM. Great recovery ability ensures protection on numerous occasions. Comfort liner and comfort hat with ear protection.
SHELL	HIGH DENSITY POLYETHYLENE.
VENTILATION	VENTILATION HOLES WITH CONTRAST COLORED WEBBING.
RELEASE SYSTEM	CERTIFIED GREEN SAFETY BUCKLE.
OTHER	CE APPROVED EN 1080 IMPACT PROTECTION. Helmet for use by young children while cycling or pursuing other activities in environments which has proven risks of head injuries.



BLACK/
WHITE



YELLOW/
BLUE



WHITE/
BLUE



BLUE/
RED



PINK/
WHITE



JOFA

[HT415S]

415 MULTI-PURPOSE HELMET

SIZES S 45.5 - 52.5 CM M 51.5 - 55.5 CM

FIT	TWO-PIECE. Adjustable shell with two point adjustment.
LINER	MULTI IMPACT EXPANDED POLYPROPYLENE (EPP) FOAM. Great recovery ability ensures protection on numerous occasions. Comfort pads.
SHELL	HIGH DENSITY POLYETHYLENE.
VENTILATION	VENTILATION HOLES
RELEASE SYSTEM	CERTIFIED GREEN SAFETY BUCKLE.
OTHER	CE APPROVED EN 1080 IMPACT PROTECTION. Helmet for use by young children while cycling or pursuing other activities in environments which has proven risks of head injuries.



BLACK



WHITE



BLUE



PINK

HELMET ACCESSORIES

HNUMB	HT Number Sticker • BLK / RED / RYL / WHT
ACCTC1	TOPCLIP • FMFL40 / OTHER • 40 (20L, 20R)
ACCTC2	TOPCLIP • FM680 / FMRES • 40 (20L, 20R)
ACCTC3	TOPCLIP • FMFL / FM580 • 40 (20L, 20R)
ACCFVC	TOPCLIP • FMFV1 • 20 (10L, 10R) • Avail. SR & JR
ACCJCI	JCLIP • FM680 / FMRES • 20 (10L, 10R)

ACCJG2	JCLIP • OTHER CCM • 20 (10L, 10R)
ACCSCW	SCREW SET CCM • 20 (10M, 10L)
ACCFLE	FITLITE EAR COVER, EAR LOOP & STRAP 5 Sets • BLK / WHT
ACCCKE	TACKS EAR COVER, EAR LOOP & STRAP 5 Sets • BLK / WHT



[ACCKTR]

HELMET ACCESSORIES KIT

1- FM680 J-clip	(12)	9- Plastic buckles	(15)
2- Left J-clip	(10)	10- FM680 topclip	(20)
3- Right J-clip	(10)	11- FL40 topclip	(10L/10R)
4- Earloops	(2 pair)	12- FMFL topclip/FM50	(20)
5- Round post	(25)	13- Rear snap	(25)
6- Long post	(25)	14- Long screw	(25)
7- Square Post	(20)	15- Medium screw	(25)
8- Rear snap screw	(25)		

[ACCJTK]

JUNIOR ACCESSORIES KIT

1- 2 Top Clips
2- 2 sets J Clips
3- 2 sets Cage Straps

*Includes all hardware

[ACCYTK]

YOUTH ACCESSORIES KIT

1- 2 Top Clips
2- 2 sets J Clips
3- 2 sets Cage Straps
4- 2 sets Rear Hooks

*Includes all hardware

HELMET SIZE COMPARISON CHART

		SIZE RANGE (CM)																				
		46	47	48	49	50	51	52	53	54	55	56	57	58	59	60	61	62	63	64	65	66
FL3DS	YT																					
	JR																					
	S																					
	M																					
	L																					
FL90	S																					
	M																					
	L																					
FL60	S																					
	M																					
	L																					
CCM50	XS																					
	S																					
	M																					
	L																					
FL500	S/M																					
	L																					
TACKS 710	S																					
	M																					
	L																					
	XL																					
TACKS 310	S																					
	M																					
	L																					
TACKS 110	XS																					
	S																					
	M																					
	L																					



SUPER TACKS ASI GLOVES

[NEW]

The new Super Tacks ASI glove is the next evolution in protection and feel. It combines the proven D30® smart material layered between premium PE foam and inserts with a segmented Flexcuff, Pro Clarino® palm and Pro Flexthumb for unrivaled fit and feel.



1

ANATOMICAL FIT

Anatomical fit that is snug around the hand and opens up towards the wrist and cuff.

2

PRO PALM

Pro Clarino® base palm with an extra layer of embossed Clarino reinforcement for improved durability and feel.

3

D30® PROTECTION

Pro level D30® smart material, PE foam and PE inserts for maximum protection.



4

ANTIMICROBIAL LINER

Liner is treated with Polygiene®, an antimicrobial solution that prevents odor causing bacteria.





[HGAS1] [NEW]
SUPER TACKS ASI GLOVES



SIZES SR 13", 14", 15"
 JR 11", 12"



[HG9080] [NEW]
TACKS 9080 GLOVES



SIZES SR 13", 14", 15"
 JR 10", 11", 12"

CONSTRUCTION PRO SELECTED POLYESTER
 Durable and lightweight construction using superior material.

FINGERS/BACKHAND PE FOAM AND D30® SMART MATERIAL WITH PE INSERTS
 Premium PE foams and PE inserts for lightweight construction and pro level protection using D30® impact and shock absorption technology.

LINER POLYGIENE® TREATED LINER
 Soft and comfortable liner with anti-microbial treatment that fights odor causing bacteria.

THUMB PRO FLEX THUMB - SR ONLY
 2 piece thumb for increased mobility offering the best grip on your stick.

PALM PRO CLARINO® PALM AND CLARINO® REINFORCEMENT
 Pro feel and excellent durability.

CUFF SEGMENTED FLEXCUFF
 Enhanced freedom of movement, flexibility and protection from an open, segmented cuff.



CONSTRUCTION PRO SELECTED POLYESTER
 Durable and lightweight construction using superior material.

FINGERS/BACKHAND PE FOAM AND D30® SMART MATERIAL WITH PE INSERTS
 PE foams and PE inserts for lightweight construction and elite level protection using D30® impact and shock absorption technology.

LINER POLYGIENE® TREATED LINER
 Soft and comfortable liner with anti-microbial treatment that fights odor causing bacteria.

THUMB PRO FLEX THUMB - SR ONLY
 2 piece thumb for increased mobility offering the best grip on your stick.

PALM CLARINO® PALM WITH KEVLAR REINFORCEMENT
 Pro feel with increased abrasion resistance.

CUFF SEGMENTED FLEXCUFF
 Enhanced freedom of movement, flexibility and protection from an open, segmented cuff.



[HGAS1] [NEW]
YOUTH SUPER TACKS ASI GLOVES

SIZES YT 8", 9" **COLOR:** BKWH

CONSTRUCTION PRO SELECTED POLYESTER
 Lightweight and very durable.

FINGERS / BACKHAND PE FOAM WITH D30® SMART MATERIAL
 Lightweight construction with elite protection.

PALM WATER REPELLENT NASH PALM WITH REINFORCEMENT
 Provides a more comfortable experience.

CUFF OPEN CUFF
 Enhance freedom of movement, flexibility and protection.



TACKS GLOVES



[HG9060] **[NEW]**

TACKS 9060 GLOVES

SIZES

SR	13", 14", 15"
JR	10", 11", 12"



[HG9040] **[NEW]**

TACKS 9040 GLOVES

SIZES

SR	13", 14", 15"
JR	10", 11", 12"

CONSTRUCTION **LIGHTWEIGHT POLYESTER**
Lightweight and durable construction with high quality materials.

FINGERS/BACKHAND **DUAL DENSITY FOAM WITH PE INSERTS**
EVA foams and inserts for lightweight construction and high level of protection.

THUMB **PRO FLEX THUMB - SR ONLY**
2 piece thumb for increased mobility offering the best grip on your stick.

PALM **NASH PALM WITH REINFORCEMENTS**
Great feel for your stick and enhanced durability.

CUFF **SEGMENTED FLEXCUFF**
Enhanced freedom of movement, flexibility and protection from an open, segmented cuff.

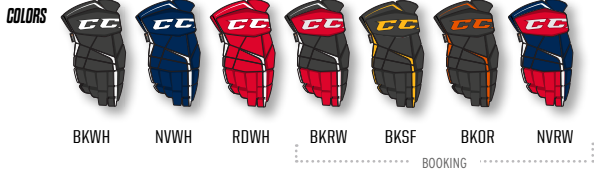
CONSTRUCTION **LIGHTWEIGHT POLYESTER**
Lightweight and durable construction with high quality polyester materials.

FINGERS/BACKHAND **PE FOAM AND PE INSERT**
Premium foams and inserts for lightweight construction and high level of protection.

THUMB **REGULAR PE THUMB**
For mobility and good protection.

PALM **NASH PALM WITH REINFORCEMENTS**
Great feel for your stick and enhanced durability.

CUFF **OPEN CUFF**
One-piece open cuff for freedom of movement and protection.





COLORS



[HGFT1]

JETSPEED FT1 GLOVES

SIZES SR 13", 14", 15"

JR 11", 12"

CONSTRUCTION	PRO SELECTED POLYESTER AND SYNTHETIC LEATHER COMBINED WITH LIGHTWEIGHT AND PROTECTIVE FOAM	Lightweight pro level protection and very durable.
LINER	POLYGIENE® TREATED LAMINATED LINER WITH PU CUSHION FOAM	Soft feel with anti-microbial treatment.
FINGERS / BACKHAND	PRO LEVEL D30® + ZOTEFOAM® AND PE INSERTS PACKAGE	Extreme lightweight construction with PRO level protection.
THUMB	PRO FLEXTHUMB	Increased mobility for a better grip.
PALM	PRO FEEL CLARINO® BASE PALM WITH EXTRA LAYER OF EMBOSSED REINFORCEMENT	Soft feel for ultimate stickhandling experience.
CUFF	ANATOMICAL OPEN FLEXCUFF	Enhanced freedom of movement, flexibility and protection.



[HGFT1]

YOUTH JETSPEED FT1 GLOVES

SIZES YT 8", 9"

COLOR: BKWH

\$

CONSTRUCTION	LIGHTWEIGHT POLYESTER	Lightweight and comfortable.
FINGERS / BACKHAND	PE FOAM	Lightweight construction with great level of protection.
THUMB	REGULAR PE THUMB	Protects the thumb.
PALM	SOFT NASH PALM	Great soft feel and durability.



[HG390]

JETSPEED FT390 GLOVES

SIZES SR 13", 14", 15"

JR 10", 11", 12"

CONSTRUCTION	PRO SELECTED POLYESTER	Lightweight and very durable.
LINER	POLYGIENE® TREATED LAMINATED LINER WITH PU CUSHION FOAM	Soft feel with anti-microbial treatment.
FINGERS / BACKHAND	PRO LEVEL HD/PE FOAM WITH PE INSERTS	Lightweight construction with elite level of protection.
THUMB	PRO FLEXTHUMB	Increase mobility for a better grip.
PALM	PRO PALM CLARINO® BASE PALM WITH HIGH ABRASION EMBOSSED REINFORCEMENT	Pro feel and high durability.
CUFF	ANATOMICAL OPEN CUFF	Enhance freedom of movement, and protection.

COLORS



[HG370]

JETSPEED FT370 GLOVES

SIZES SR 13", 14", 15"

JR 10", 11", 12"

CONSTRUCTION	PRO QUALITY MESH	Lightweight and very durable.
LINER	LAMINATED LINER WITH PU CUSHION FOAM	Soft feel.
FINGERS / BACKHAND	PE FOAM AND PE INSERT	Lightweight construction with high level of protection.
THUMB	PRO FLEXTHUMB	Increase mobility for a better grip.
PALM	SOFT NASH PALM WITH EMBOSSED ABRASION REINFORCEMENT	Great soft feel and durability.
CUFF	OPEN CUFF	Enhance freedom of movement and protection.

COLORS



JETSPEED GLOVES



[HG350]

JETSPEED FT350 GLOVES

SIZES SR 13", 14", 15"
JR 10", 11", 12"

CONSTRUCTION	LIGHTWEIGHT POLYESTER	Lightweight and durable.
LINER	LINER WITH PU CUSHION FOAM	Soft feel.
FINGERS / BACKHAND	PE FOAM WITH PE INSERTS ON BACK HAND	Lightweight construction with great level of protection.
THUMB	REGULAR PE THUMB	Protects the thumb.
PALM	SOFT NASH PALM WITH REINFORCEMENT	Great soft feel and durability.

COLORS



BKWH NWWH RDWH

4R GLOVES



[HGT4RP]

TACKS 4R PRO GLOVES

SIZES SR 13", 14", 15"
JR 10", 11", 12"

CONSTRUCTION	PRO-SELECTED POLYESTER + PU SYNTHETIC LEATHER	Maximize fit and comfort.
LINER	DUAL DENSITY FOAM WITH PE INSERTS	High level of protection.
FINGERS / BACKHAND	FLEXIBLE THUMB - SR ONLY	Increases mobility for a better grip on the stick.
THUMB	DURABLE NASH PALM WITH REINFORCEMENT	Durable and soft to help improve stick handling.
PALM	OPEN, SEGMENTED CUFF WITH PE INSERTS	Enhances freedom of movement and protection.

COLORS



BKBK BKRW NVNV RDRO RYWH BKRD RYRW BKSF DGWH MAWH

BOOKING



[HGT4R]

TACKS 4R GLOVES

SIZES SR 13", 14", 15"
JR 10", 11", 12"
YT 8", 9"

CONSTRUCTION	POLYESTER	Lightweight and comfortable with a great instant fit.
FINGERS / BACKHAND	SINGLE DENSITY FOAM	Lightweight construction with a competitive level of protection.
THUMB	PE REGULAR THUMB	Protects the thumb.
PALM	SOFT NASH PALM	Great feel and durability.
CUFF	OPEN, FIXED CUFF	Enhances freedom of movement and comfort.

COLORS

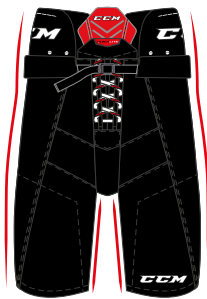


BKBK NVNV

PANTS - CHOOSE YOUR FIT

**A FIT FOR ALL PLAYERS.
EACH PANT OFFERS A DISTINCTIVE FIT**

JETSPEED



TAPERED FIT

**SNUG AROUND THE WAIST
AND LOOSER AT THE THIGHS**

SUPER TACKS



ANATOMICAL FIT

**CLASSIC CCM CUT THAT
OFFERS AN ANATOMICAL FIT**

TACKS GIRDLE



CUSTOM FIT

**OFFERS A CUSTOM ADJUSTMENT AND SNUG FIT
THROUGHOUT THE WAIST AND THIGHS**

SUPER TACKS ASI PANTS

[NEW]

The Super Tacks ASI pant is a classic CCM cut with anatomical fit, designed to be highly customizable while offering pro level protection. It features JDP caps, D30® smart material, and elite level HD and PE foam. The internal belt system combined with the stabilized belly pad and the height adjustable spine protector ensure comfort and protection where and when you need it most.



D30® PROTECTION

1

JDP caps designed to disperse the force of contact away from the hip joints, while the D30® smart material protects from various types of impact.

ENHANCED FIT & ADJUSTMENT

2

Anatomical fit with internal belt system and hidden +1" pant length adjustment, along with stabilized belly pad for comfort and easy customization.

D30® BACK PROTECTION

3

Height adjustable floating spine protector with D30® smart material for superior impact protection in the lower back.





[HPASI] **[NEW]**
SUPER TACKS ASI PANTS



SIZES SR S, M, L, XL
JR M, L



[HP9080] **[NEW]**
TACKS 9080 PANTS



SIZES SR S, M, L, XL, XXL
JR S, M, L, XL

CONSTRUCTION PRO 400D NYLON WITH SIDE PANEL REINFORCEMENT
Premium quality nylon reduces weight and optimizes durability in high wear areas.

ADJUSTMENT INTERNAL BELT SYSTEM WITH STABILIZED BELLY PAD AND LENGTH ADJUSTING ZIPPER
Developed for ultimate comfort and adjustability, and customizable fit with 1" length extension.

HIP JDP HIP CAP REINFORCED WITH D30® SMART MATERIAL
Pro level cap construction designed to disperse the force of impact away from hip joint and D30® impact and shock absorption technology.

KIDNEY MOLDED PE CAP
Pro level impact protection.

BACK PROTECTION HEIGHT ADJUSTABLE FLOATING SPINE PROTECTOR WITH D30® SMART MATERIAL
Customizable height of floating spine protector for ultimate protection and comfort and D30® impact and shock absorption technology.

THIGH GUARD FLOATING MOLDED HD CAP AND PE FOAM WITH LEG ZIPPER
Pro level protection and floating thigh guard allows easy access for custom embroidery.

COLORS



CONSTRUCTION PRO 400D NYLON WITH SIDE PANEL REINFORCEMENT
Premium quality nylon reduces weight and optimizes durability in high wear areas.

ADJUSTMENT INTERNAL BELT SYSTEM WITH STABILIZED BELLY PAD AND LENGTH ADJUSTING ZIPPER
Developed for ultimate comfort and adjustability, and customizable fit with 1" length extension.

HIP JDP HIP CAP REINFORCED WITH D30® SMART MATERIAL
Pro level cap construction designed to disperse the force of impact away from hip joint and D30® impact and shock absorption technology.

KIDNEY MOLDED PE CAP
Pro level impact protection in the kidney area.

BACK PROTECTION FLOATING SPINE PROTECTOR WITH D30® SMART MATERIAL
High level of impact protection in lower back and D30® impact and shock absorption technology.

THIGH GUARD FLOATING MOLDED PE CAP AND PE FOAM WITH LEG ZIPPER
Pro level protection and floating thigh guard allows easy access for custom embroidery.

COLORS



[HPASI] **[NEW]**
YOUTH SUPER TACKS ASI PANTS

SIZES YT S, M, L

CONSTRUCTION 200D NYLON WITH PRO 400D REINFORCEMENT
Elite level materials with extra reinforcement in high wear areas.

FINGERS / BACKHAND E-FIT INTERNAL BELT AND EXTERNAL BELT WITH LENGTH ADJUSTING ZIPPER
Allows for a snug fit and great level of comfort.

PALM PE INSERTS THIGH GUARDS
Elite impact protection from premium PE plastic.

CUFF FLOATING SPINE PROTECTOR WITH D30® SMART MATERIAL IN TAIL BONE PAD
Provides ultimate comfort and protection from D30® impact and shock absorption technology.



COLORS



TACKS PANTS



[HP9060] [NEW]

TACKS 9060 PANTS

SIZES SR S, M, L, XL
JR S, M, L, XL

CONSTRUCTION 400D LIGHTWEIGHT NYLON PANELS WITH SIDE REINFORCEMENT
High quality nylon that reduces weight and optimize durability.

ADJUSTMENT INTERNAL BELT SYSTEM WITH LENGTH ADJUSTING ZIPPER
Custom fit with 1" length extension.

HIP JDP HIP CAP REINFORCED WITH PE FOAM
Pro level cap construction designed to disperse the force of impact away from hip joint and PE foam for added comfort and protection.

KIDNEY MOLDED PE CAP
Impact protection in the kidney area.

BACK PROTECTION FIXED MOLDED PE SPINE PROTECTOR
Molded PE spine for impact protection in the lower back.

THIGH GUARD FLOATING MOLDED PE CAP AND PE FOAM WITH LEG ZIPPER
Pro level protection and floating thigh guard allows easy access for custom embroidery.

COLORS



BLACK



NAVY



RED



[HP9040] [NEW]

TACKS 9040 PANTS

SIZES SR S, M, L, XL
JR S, M, L, XL

CONSTRUCTION SR: 400D LIGHTWEIGHT NYLON AND POLYESTER PANELS
JR: 210D AND 400D LIGHTWEIGHT NYLON AND POLYESTER PANELS
High quality nylon that reduces weight and optimize durability.

HIP JDP CAP REINFORCED WITH PE FOAM
Great level cap construction designed to disperse the force of impact away from hip joint and PE foam for added comfort and protection.

KIDNEY MOLDED PE CAP
Impact protection in the kidney area.

BACK PROTECTION FIXED MOLDED SPINE PROTECTOR
Impact protection in lower back.

THIGH GUARD MOLDED PE CAP
Lightweight protection in the thigh area.

COLORS



BLACK



NAVY



RED



[HP9040] [NEW]

YOUTH TACKS 9040 PANTS

SIZES YT S, M, L **COLOR:** BLACK

THIGH PROTECTION MOLDED PE PLASTIC CAP
Maximum impact protection.

BACK PROTECTION EXTENDED SPINE PROTECTOR
Maximum impact protection in lower back.

HIP PROTECTION MOLDED PE CAP
High level of protection dispersing the force of impact away from hip joint.

ATTACHMENT EXTERNAL BELT
Improved fit and adjustment.



JETSPEED PANTS



[HPFT1VP]

JETSPEED FT1 PANTS VELCRO*

SIZES SR S, M, L, XL
JR M, L, XL

CONSTRUCTION	400D / 400D TEXTURED / TEXTURED POLYESTER AND SIDE PANELS REINFORCEMENT	Reduce weight and optimize durability.
THIGH GUARD	MOLDED HD AND PE FOAM AND LEG ZIPPER	Lightweight pro level of protection with custom adjustment.
LINER	DRYFOAM TECHNOLOGY WITH SOFT LAMINATED WATER REPELLENT LINING	Comfortable liner that absorbs less sweat to keep the player dry and keeps the product lightweight.
HIP / KIDNEY	MOLDED PE CAPS WITH VENTED ZONES	PRO level of protection with great ventilation.
BACK PROTECTION	FLOATING SPINE PROTECTOR WITH MOLDED ROCKETFRAME COMPOSITE CAP	Maximum impact protection and mobility in lower back.
ADJUSTMENT	INTERNAL BELT SYSTEM WITH HOCKEY LACE AND HIDDEN 1" LENGTH ADJUSTING ZIPPER	Custom fit that effectively keeping the pant in place.

*VELCRO AVAILABLE IN SENIOR ONLY



[HP390]

JETSPEED FT390 PANTS

SIZES SR S, M, L, XL
JR M, L, XL

CONSTRUCTION	400D / 400D TEXTURED / TEXTURED POLYESTER AND SIDE PANELS REINFORCEMENT	Reduce weight and optimize durability.
THIGH GUARD	MOLDED PE PLASTIC AND LEG ZIPPER	High level protection with custom adjustment.
LINER	DRYFOAM TECHNOLOGY WITH SOFT LAMINATED WATER REPELLENT LINING	Comfortable liner that absorbs less sweat to keep the player dry and keeps the product lightweight.
HIP / KIDNEY	MOLDED PE CAPS WITH VENTED ZONES	PRO level of protection with great ventilation.
BACK PROTECTION	FLOATING SPINE PROTECTOR WITH MOLDED PE CAP	High impact protection and mobility in lower back.
ADJUSTMENT	INTERNAL BELT SYSTEM WITH HOCKEY LACE + HIDDEN 1" LENGTH ADJUSTING ZIPPER	Custom fit that effectively keeping the pant in place.



[HP370]

JETSPEED FT370 PANTS

SIZES SR S, M, L, XL
JR S, M, L, XL

CONSTRUCTION	400D / 400D / TEXTURED POLYESTER	Reduce weight and optimize durability.
THIGH GUARD	MOLDED PE PLASTIC	High level protection.
LINER	POLYESTER COMFORT LINER	Great comfort and durability.
HIP / KIDNEY	MOLDED PE CAPS	High level protection.
BACK PROTECTION	MOLDED PE BACK PROTECTOR	High impact protection in lower back.
ADJUSTMENT	INTERNAL BELT SYSTEM WITH HOCKEY LACE	Snug fit effectively keeping the pant in place.



[HP350]

JETSPEED FT350 PANTS

SIZES SR S, M, L, XL
JR S, M, L, XL

CONSTRUCTION	210D / LIGHTWEIGHT POLYESTER	Reduce weight and optimize durability.
THIGH GUARD	MOLDED PE PLASTIC AND PE FOAM	Good level of protection.
LINER	LINER WITH PU CUSHION FOAM	Soft feel for great level of comfort.
HIP / KIDNEY	MOLDED PE CAPS	High level protection.
BACK PROTECTION	PE INSERTS BACK PROTECTOR	Good impact protection in lower back.
ADJUSTMENT	LACE AND EXTERNAL BELT SYSTEM	Comfortable adjustment.



[HP350] YOUTH JETSPEED FT350 PANTS

SIZES YR S, M, L **COLOR:** BLACK

HIP	PE CAP	High level of protection dispersing the force of impact away from hip joint.
FRONT PROTECTION	MOLDED PE THIGH GUARD PROTECTION	Maximum impact protection.
BACK PROTECTION	PE INSERT SPINE PROTECTOR	Maximum impact protection in lower back.



[PGSPTK]

GIRDLE SUPER TACKS WITH SHELL

SIZES SR S, M, L, XL

CONSTRUCTION	PRO 4000 NYLON WITH SIDE PANEL REINFORCEMENT	Reduce weight and optimize durability.
ADJUSTMENT	ADJUSTABLE THIGH GUARD (LENGTH / WIDTH)	Customize fit easily for excellent level of comfort.
HIP	JDP CAP REINFORCED WITH D30® SMART MATERIAL	Pro level of protection dispersing the force of impact away from hip joint.
KIDNEY	MOLDED HD FOAM ; LIGHT WEIGHT PROTECTION	Pro impact protection.
BACK PROTECTION	ADJUSTABLE D30® SPINE AND HD FOAM	Pro impact protection in lower back.

COLORS



BLACK



NAVY



RED



ROYAL

* COMPATIBLE WITH THE PPTK SHELL



[PG7092]

GIRDLE 7092 WITH SHELL

SIZES SR S, M, L, XL

JR S, M, L, XL

CONSTRUCTION	PRO 4000 NYLON WITH SIDE PANEL REINFORCEMENT	Reduce weight and optimize durability.
ADJUSTMENT	ADJUSTABLE THIGH GUARD (WIDTH)	Customize fit easily for excellent level of comfort.
HIP	JDP CAP	High level impact protection.
KIDNEY	MOLDED PE	High level of impact protection.
BACK PROTECTION	MOLDED PE FOAM WITH INSERT	

COLORS



BLACK



NAVY



RED

* COMPATIBLE WITH THE PPTK SHELL



[PPTK]

GIRDLE SHELL

SIZES SR S, M, L, XL

JR S, M, L, XL

CONSTRUCTION	PRO 400D + REINFORCEMENT
ADJUSTMENT	1" ZIPPER + ADJUSTABLE LENGTH

COLORS



BLACK



NAVY



RED



ROYAL

* REPLACEMENT SHELL FOR BOTH PGSPTK AND PG7092



[PPI5] [PPI5G]

PANT SHELL

SIZES *SR S, M, L, XL, XXL

* JR S, M, L, XL

** GOALIE S/M, L/XL

CONSTRUCTION	PRO 400D + REINFORCEMENT
COLORS	BLACK, NAVY, RED, ROYAL

COLORS



BLACK



NAVY



RED



ROYAL

* FITS OVER MOST HOCKEY PANTS

** FITS OVER MOST HOCKEY GOALIE PANTS



SUPER TACKS ASI PROTECTIVE

[NEW]

The all-new Super Tacks ASI protective equipment is designed to give elite players the protection, customizability and comfort they need to perform at the highest levels. The ASI line combines JDP technology, D30® smart material and several adjustment options to make this CCM's most protective and customizable gear to date.


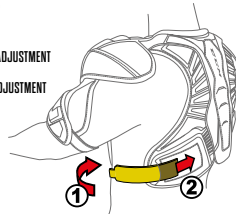


1 SHOULDER PADS

Dual-layer base jacket, D30® smart material, and adjustable strap system.



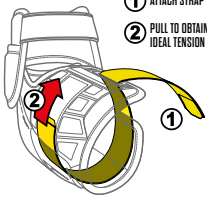
- 1 FRONT ADJUSTMENT
- 2 REAR ADJUSTMENT



2 ELBOW PADS

Articulated dual-layer bicep construction, JDP elbow cap reinforced with D30® smart material, and adjustable strap system.

- 1 ATTACH STRAP
- 2 PULL TO OBTAIN IDEAL TENSION

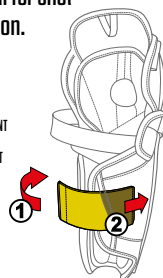


3

SHIN GUARDS

JDP shin cap, adjustable calf strap system and D30® smart material for shot block protection.

- 1 FRONT ADJUSTMENT
- 2 REAR ADJUSTMENT





[SPASI] [NEW]
**SUPER TACKS ASI
 SHOULDER PADS**



SIZES SR S, M, L, XL
 JR M, L



[SP9080] [NEW]
**TACKS 9080
 SHOULDER PADS**



SIZES SR S, M, L, XL
 JR S, M, L

CONSTRUCTION	DUAL-LAYER STRETCH BASE JACKET AND ADJUSTABLE STRAP SYSTEM Anatomical 3D design and construction prevents pads from lifting so protection stays close to the body with length adjustable straps allows for a perfect fit.	CONSTRUCTION	DUAL-LAYER STRETCH BASE JACKET AND ADJUSTABLE STRAP SYSTEM Anatomical 3D design and construction prevents pads from lifting so protection stays close to the body with length adjustable straps allows for a perfect fit.
CAPS	DUAL CORE HD FOAM SHOULDER CAPS WITH D30® SMART MATERIAL Lightweight pro level protection reinforced with D30® impact and shock absorption technology.	CAPS	JDP SHOULDER CAPS WITH D30® SMART MATERIAL Pro level cap construction designed to disperse the force of impact away from shoulders with D30® impact and shock absorption technology.
TORSO	HD FOAM KIDNEY PROTECTION & REMOVABLE BELLY PAD Excellent kidney coverage and removable belly pad for added protection, comfort, and fit.	TORSO	HD FOAM KIDNEY PROTECTION & REMOVABLE BELLY PAD Excellent kidney coverage and removable belly pad for added protection, comfort, and fit.
BICEPS	2-PIECE FLOATING BICEP WITH CUSTOM ADJUSTMENT Custom fit for comfort and fit with pro level protection.	BICEPS	CUSTOMIZABLE BICEP ADJUSTMENT Custom comfort fit and pro level protection.
STERNUM	MOLDED HD FLOATING STERNUM WITH D30® SMART MATERIAL Premium HD foam combined with D30® impact and shock absorption technology for elite sternum protection.	STERNUM	MOLDED PE FLOATING STERNUM WITH D30® SMART MATERIAL Elite PE foam combined D30® impact and shock absorption technology for elite sternum protection.
SPINE	MOLDED HD FLOATING SPINE WITH D30® SMART MATERIAL Pro level of protection and comfort with D30® impact and shock absorption technology.	SPINE	MOLDED PE FLOATING SPINE High level of protection, comfort, and increase in mobility.
LINER	PERFORATED BASE AND MESH LINER Designed for maximum air flow and mobility to keep the player dry, cool, and keep the product lightweight.	LINER	COMFORT BASE JACKET AND MESH LINER Designed for maximum air flow and mobility to keep the player dry, cool, and keep the product lightweight.



[SPASI] [NEW]
YOUTH SUPER TACKS ASI SHOULDER PADS

SIZES YT S, M, L

CONSTRUCTION	E-FIT STRETCH NECK CONSTRUCTION Elastic neck area for an easy fit.
CAPS	PE SHOULDER CAPS High quality PE shoulder caps reinforced with PE foam for added comfort and protection.
BICEPS	CUSTOMIZABLE BICEP ADJUSTMENT Custom comfort fit and pro level protection.
TORSO	ADJUSTABLE BELLY PAD, FULL LENGTH VELCRO ADJUSTMENT AND LIGHTWEIGHT FOAM LINER Developed to be lightweight and customizable for ultimate comfort.
STERNUM	INTEGRATED MOLDED PE FOAM SPINE Lightweight foams for elite level comfort and protection.
SPINE	FLOATING PE STERNUM WITH D30® SMART MATERIAL Sternum construction that allows for great mobility and D30® impact and shock absorption technology for elite level protection.



TACKS SHOULDER PADS



[SP9060] **[NEW]**

TACKS 9060 SHOULDER PADS

SIZES SR S, M, L, XL
JR S, M, L



[SP9040] **[NEW]**

TACKS 9040 SHOULDER PADS

SIZES SR S, M, L, XL
JR S, M, L

CONSTRUCTION ANATOMICAL DUAL-LAYER BASE JACKET
Anatomical 3D design and construction so protection to stays close to the body.

CAPS JDP SHOULDER CAPS WITH PE FOAM REINFORCEMENT
Elite level cap construction designed to disperse the force of impact away from shoulder and molded foam for added comfort.

TORSO MOLDED PE FOAM BASE AND REMOVABLE BELLY PAD
Great kidney coverage and removable belly pad for added protection, comfort, and fit.

BICEPS CUSTOMIZABLE BICEP ADJUSTMENT
Custom comfort fit and elite level protection.

STERNUM FLOATING MOLDED PE STERNUM
High level of protection, comfort, and increase in mobility.

SPINE FLOATING MOLDED PE SPINE
High level of protection, comfort, and increase in mobility.

LINER COMFORT BASE JACKET AND MESH LINER
Designed for maximum air flow and mobility to keep the player dry, cool, and keep the product lightweight.

CONSTRUCTION ANATOMICAL MOLDED FRONT BASE JACKET
Molded PE foam construction for lightweight feel and good protection.

CAPS JDP SHOULDER CAPS REINFORCED WITH PE FOAM
Elite level cap construction designed to disperse the force of impact away from shoulder and molded foam for added comfort.

TORSO PE FOAM BASE CONSTRUCTION
Lightweight fit and good level of protection.

BICEPS CUSTOMIZABLE BICEP ADJUSTMENT
Custom comfort fit and great level of protection.

STERNUM FLOATING MOLDED PE STERNUM
High level of protection, comfort, and increase in mobility.

SPINE INTEGRATED MOLDED PE SPINE
High level comfort and protection.



[SP9040] **[NEW]**

YOUTH 9040 SHOULDER PADS

SIZES YT S, M, L

CONSTRUCTION E-FIT STRETCH NECK CONSTRUCTION
Elastic neck area for an easy fit.

CAPS INJECTED PE SHOULDER CAPS
Excellent protection.

TORSO FLOATING STERNUM AND INTEGRATED PE SPINE, LIGHTWEIGHT FOAM CONSTRUCTION, FULL LENGTH VELCRO ADJUSTMENT
Provides lightweight fit and good level of protection.





[EPASI] [NEW]

SUPER TACKS ASI ELBOW PADS



SIZES SR S, M, L, XL
JR M, L



[EP9080] [NEW]

TACKS 9080 ELBOW PADS



SIZES SR S, M, L, XL
JR S, M, L

CAP JDP CAP REINFORCED WITH D30® SMART MATERIAL AND MOLDED FOAM COVERAGE
Lightweight pro level construction dispersing the force of impact away from the elbow joint with D30® impact and shock absorption technology for elite protection.

BICEPS ARTICULATED DUAL LAYER BICEP WITH EXTENDED COVERAGE
Molded exposed foam and bicep construction for optimized mobility and protection.

FOREARM COMPRESS MOLDED EXPOSED HD FOAM WITH D30® SMART MATERIAL
Premium HD foam and D30® impact and shock absorption technology for elite protection.

ATTACHMENT MIDDLE REINFORCED LOCK STRAP, ELASTIC BICEP STRAP AND LENGTH ADJUSTABLE FOREARM STRAP
360° surround strap system developed to secure elbow pad in place and maintain excellent level of comfort.

CAP JDP CAP REINFORCED WITH D30® SMART MATERIAL AND MOLDED FOAM COVERAGE
JDP cap designed for dispersing the force of impact away from the elbow joint and D30® impact and shock absorption technology for elite protection.

BICEPS ARTICULATED BICEP WITH EXPOSED FOAM
Molded exposed foam and bicep construction for excellent mobility and protection.

FOREARM COMPRESS MOLDED PE WITH D30® SMART MATERIAL
Molded PE with D30® impact and shock absorption technology for elite protection.

ATTACHMENT LYCRA MESH MIDDLE LOCK STRAP, ELASTIC BICEP STRAP AND LENGTH ADJUSTABLE FOREARM STRAP
360° surround strap system developed to secure elbow pad in place and maintain excellent level of comfort.




[EPASI] [NEW]

YOUTH SUPER TACKS ASI ELBOW PADS



SIZES YT S, M, L



CAP JDP CAP REINFORCED WITH D30® SMART MATERIAL AND MOLDED FOAM COVERAGE
JDP cap designed for dispersing the force of impact away from the elbow joint and D30® impact and shock absorption technology for elite protection.

BICEPS ARTICULATED BICEP
PE foam bicep construction for comfort and mobility.

ATTACHMENT SINGLE STRAP ADJUSTMENT SYSTEM WITH MAXIMIZED VELCRO LANDING ZONE
Strapping system aimed at providing comfort and a pad that remains in place to provide great protection.

TACKS ELBOW PADS



[EP9080] **[NEW]**
TACKS 9080
ELBOW PADS

SIZES SR S, M, L, XL
 JR S, M, L

CAP **JDP CAP WITH MOLDED FOAM COVERAGE**
 JDP cap designed for dispersing the force of impact away from the elbow joint.

BICEPS **ARTICULATED BICEP WITH MOLDED PE INSERT WITH EXTENDED COVERAGE**
 Designed for great level of protection and comfort.

FOREARM **MOLDED PE FOREARM GUARD**
 Strategic placement of quality molded PE for excellent protection.

ATTACHMENT **LYCRA MESH MIDDLE LOCK STRAP, ELASTIC BICEP STRAP AND NYLON FOREARM STRAP**
 Strap system developed to secure elbow pad in place and maintain excellent level of comfort.



[EP9040] **[NEW]**
TACKS 9040
ELBOW PADS

SIZES SR S, M, L, XL
 JR S, M, L

CAP **JDP ELBOW CAP**
 Great level of lightweight protection dispersing the force of impact away from the elbow joint.

BICEPS **MOLDED PE INSERT WITH EXTENDED COVERAGE**
 Designed for great level of protection and comfort.

FOREARM **MOLDED PE FOREARM GUARD**
 Strategic placement of quality molded PE for excellent protection.

ATTACHMENT **STRETCH MIDDLE AND BICEP STRAP WITH WEBBING FOREARM STRAP**
 Developed for high level comfort and fit that stays in place.



[EP9040] **[NEW]**
YOUTH TACKS 9040
ELBOW PADS

SIZES YT S, M, L

CONSTRUCTION **SYMMETRICAL DESIGN**
 No left or right, easy fit.

CAPS **SYMMETRICAL PE CAP**
 Great protection.

ATTACHMENT **DOUBLE STRAP VELCRO ADJUSTMENT WITH MAXIMIZED LANDING ZONE**
 Improved fit and adjustment.





[SGASI] **[NEW]**

SUPER TACKS ASI SHIN GUARDS



SIZES SR 14", 15", 16", 17", 18"
JR 12", 13"



[SG9080] **[NEW]**

TACKS 9080 SHIN GUARDS



SIZES SR 14", 15", 16", 17"
JR 11", 12", 13"

CALF	COMPRESS MOLDED EXPOSED HD FOAM WITH D30® SHOT BLOCK PROTECTION Premium HD foam and D30® impact and shock absorption technology for elite protection.	CALF	COMPRESS MOLDED EXPOSED FOAM AND PE INSERT WITH D30® SHOT BLOCK PROTECTION Premium foam combined with PE inserts and D30® impact and shock absorption technology for elite protection.
KNEE CAPS	JDP CAP WITH REINFORCED D30® SMART MATERIAL Pro level cap construction designed to disperse the force of impact away from the knee and D30® impact and shock absorption technology.	KNEE CAPS	JDP CAP WITH REINFORCED D30® SMART MATERIAL Pro level cap construction designed to disperse the force of impact away from the knee and D30® impact and shock absorption technology.
SHIN CAP	ANATOMICAL PE SHIN CAP DESIGN WITH TAPE GROOVE Pro strength PE shin cap and landing to lock in hockey tape.	SHIN CAP	ANATOMICAL PE SHIN CAP DESIGN WITH TAPE GROOVE Pro strength PE shin cap and landing to lock in hockey tape.
ATTACHMENT	UPPER LOCK STRAP AND LENGTH ADJUSTABLE CALF STRAP Customizable adjustment for a perfect snug fit for all calf sizes.	ATTACHMENT	UPPER LOCK STRAP AND LENGTH ADJUSTABLE CALF STRAP Customizable adjustment for a perfect snug fit for all calf sizes.
LINER	REMOVABLE COMFORT LINER WITH KNEE CUT-OUT AND DETACHABLE LOWER SHIN PADDING Obtain a custom fit with the removable comfort line and lower shin padding for unrivaled comfort.	LINER	REMOVABLE COMFORT LINER WITH KNEE CUT-OUT Obtain a custom fit with the removable comfort line for finding perfect level of comfort.



[SGASI] **[NEW]**

YOUTH SUPER TACKS ASI SHIN GUARDS



SIZES YT 8", 9", 10"

SHIN CAPS	MOLDED PE CAP Anatomical cap design for high level of protection.
CALF	EXTENDED FOAM CALF GUARD Anatomical calf design with extended calf protection.
KNEE CAPS	MOLDED PE CAP Cap construction designed to disperse the force of impact away from the knee.
ATTACHMENT	UPPER LOCK STRAP AND CALF STRAPPING SYSTEM Comfortable and easily adjustable.
LINER	REMOVABLE COMFORT LINER WITH KNEE CUT-OUT AND D30® SMART MATERIAL Custom fit with a removable comfort liner and D30® impact and shock absorption technology integrated in the liner.



TACKS SHIN GUARDS



[SG9060] **[NEW]**

TACKS 9060 SHIN GUARDS

SIZES SR 14", 15", 16"
JR 11", 12", 13"



[SG9040] **[NEW]**

TACKS 9040 SHIN GUARDS

SIZES SR 14", 15", 16"
JR 11", 12", 13"

CALF COMPRESS MOLDED EXPOSED FOAM AND PE INSERT
Premium foam combined with PE inserts excellent protection.

KNEE CAPS JDP MOLDED PE CAP
JDP cap construction designed to disperse the force of impact away from the knee.

SHIN CAP ANATOMICAL PE SHIN CAP DESIGN WITH TAPE GROOVE
PE plastic shin cap and landing to lock in hockey tape.

ATTACHMENT UPPER LOCK STRAP AND LENGTH ADJUSTABLE CALF STRAP
Customizable adjustment for a perfect snug fit for all calf sizes.

LINER REMOVABLE COMFORT LINER WITH KNEE CUT-OUT
Obtain a custom fit with the removable comfort line for finding perfect level of comfort.

CALF MOLDED PE CALF GUARD
Anatomical calf design with extended calf protection.

KNEE CAPS JDP MOLDED PE CAP
High level of protection dispersing the force of impact away from knee joint.

SHIN CAP ANATOMICAL PE SHIN CAP DESIGN WITH TAPE GROOVE
PE plastic shin cap and landing to lock in hockey tape.

ATTACHMENT WRAP LOCK AND CALF STRAPPING SYSTEM
Comfortable and easily adjustable.

LINER REMOVABLE COMFORT LINER
Obtain a custom fit with the removable comfort line for finding a great level of comfort.



[SG9040] **[NEW]**
YOUTH TACKS 9040 SHIN GUARDS

SIZES YT 8", 9", 10"

CONSTRUCTION SYMMETRICAL DESIGN
No left or right, easy fit.

KNEE CAPS MOLDED PE CAP
High level of protection dispersing the force of impact away from knee joint.

ATTACHMENT DUAL CALF STRAP
Comfortable and easily adjustable.

LINER PADDED KNEE COMFORT LINER
Great fit and comfort.



HOW D30[®] MATERIALS WORK


D30[®] has a unique molecular structure; in standard conditions, the molecules flow freely allowing the material to remain soft and flexible, but on impact, they lock together to absorb and dissipate the impact energy and reduce the transmitted force. The molecules instantly return to their flexible state. D30[®] is strain-rate sensitive, which means the stronger the impact, the more the molecules react, providing great protection.

CCM uses D30[®] smart material in key areas that require the highest degree of protection and comfort due to its many excellent properties. D30[®] materials allow CCM products to remain lightweight and manage various types of impacts often experienced in hockey.

HOW D30[®] TECHNOLOGIES WORK



SOFT AND FLEXIBLE MATERIAL



ABSORBS AND DISSIPATES IMPACT ENERGY



RETURNS TO FLEXIBLE STATE



SUPER TACKS ASI SHOULDER PADS



SUPER TACKS ASI GLOVES



SUPER TACKS ASI ELBOW PADS



SUPER TACKS ASI PANTS

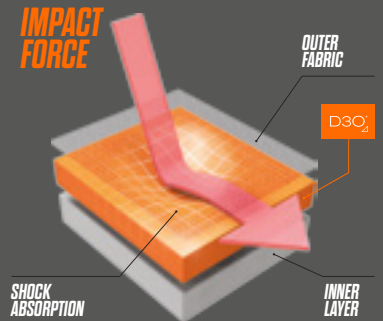


SUPER TACKS ASI SHIN GUARDS

D30[®]

WHAT IS D30[®]

D30[®] uses a combination of patented, patent-pending and proprietary technologies to make rate sensitive, soft, flexible materials with high shock absorbing properties. It offers the thinnest and most advanced protection against impact. D30[®] materials are made using a combination of advanced polymer chemistry and cutting-edge design. The materials are soft and flexible, with no compromise on comfort, but react differently when force is applied. D30[®] absorbs and dissipates energy during an impact, reducing the amount of force transmitted to your body compared to standard foams.



PROTECTED BY
D30[®]

JETSPEED SHOULDER PADS



[SPFTI]

JETSPEED FTI SHOULDER PADS

SIZES SR S, M, L, XL

JR M, L

CONSTRUCTION	AMPLIFIED MOBILITY DESIGN WITH MOLDED ZOTEFOAM®	Superior freedom of movement. Closed cell foam that absorbs less sweat to keep the player dry and the product lightweight.
CAPS	UFOAM CONSTRUCTION	Lightweight EPP pro level protection.
TORSO	PREMIER ZOTEFOAM® PROTECTION LAYER WITH REMOVABLE PROTECTION PAD	Pro level protection and lightweight feel.
BICEPS	HIGH DENSITY MOLDED FOAM WITH LENGTH ADJUSTMENT	Lightweight custom comfort fit and professional level protection.
STERNUM/SPINE	ANATOMICAL MOLDED ROCKETFRAME COMPOSITE SHELLS AND NECK COMFORT PAD	Adaptable fit and professional level of protection.
LINER	DRYFOAM TECHNOLOGY WITH SOFT LAMINATED WATER REPELLENT LINING	Comfortable liner that absorbs less sweat to keep the player dry and keeps the product lightweight.
CLAVICLE	FLOATING HD MOLDED FOAM CLAVICLE COVERAGE	Pro level protection in key impact area.

[SPFTI]

YOUTH JETSPEED FTI SHOULDER PADS

SIZES YT S, M, L \$

CAPS	MOLDED PE SHOULDER CAPS	Lightweight and high level of protection.
BICEPS	MOLDED PE CAPS	Improved breathability and lightweight feel.
STERNUM	FLOATING STERNUM	Superior freedom of movement.

[SP390]

JETSPEED FT390 SHOULDER PADS

SIZES SR S, M, L, XL

JR S, M, L



CONSTRUCTION	HIGH MOBILITY DESIGN WITH MOLDED PE FOAM	Great freedom of movement. Closed cell foam that absorbs less sweat to keep the player dry and the product lightweight.
CAPS	PE CAP WITH EVA FOAM	Lightweight and high level of protection.
TORSO	COMPRESSION MOLDED PE FOAM PROTECTION LAYER WITH REMOVABLE PROTECTION PAD	Great protection and lightweight feel.
BICEPS	PE MOLDED CAP WITH LENGTH ADJUSTMENT	Custom comfort fit and professional level protection.
STERNUM/SPINE	ANATOMICAL MOLDED PE SHELLS AND NECK COMFORT PAD	Adaptable fit and professional level of protection.
LINER	DRYFOAM TECHNOLOGY WITH SOFT LAMINATED WATER REPELLENT LINING	Comfortable liner that absorbs less sweat to keep the player dry and keeps the product lightweight.
CLAVICLE	FLOATING PE PLASTIC CLAVICLE COVERAGE	High level protection in key impact area.

[SP370]

JETSPEED FT370 SHOULDER PADS

SIZES SR S, M, L, XL

JR S, M, L



CONSTRUCTION	DUAL LAYER FRONT CONSTRUCTION WITH PE FOAMS	Good freedom of movement and lightweight feel.
CAPS	MOLDED LOW PROFILE PE CAPS	High level of protection.
TORSO	VENTED PE FOAM FRONT BASE	Great protection and lightweight feel.
BICEPS	PE MOLDED CAP WITH LENGTH ADJUSTMENT	Custom comfort fit and professional level protection.
STERNUM/SPINE	ANATOMICAL MOLDED PE STERNUM AND SPINE	Maximum protection.
CLAVICLE	FLOATING CLAVICLE COVERAGE	Increased protection in key impact area.

[SP350]

JETSPEED FT350 SHOULDER PADS

SIZES SR S, M, L, XL

JR S, M, L



CONSTRUCTION	SINGLE LAYER CONSTRUCTION USING PE FOAMS	Lightweight feel.
CAPS	PE MOLDED CAPS	Good level of protection.
TORSO	PE FOAM	Good protection and lightweight feel.
BICEPS	MOLDED PE CAPS	Great protection.
STERNUM/SPINE	ANATOMICAL MOLDED PE STERNUM AND PE INSERT SPINE	High level of protection.

[SP350]

YOUTH JETSPEED FT350 SHOULDER PADS

SIZES YT S, M, L \$

CAPS	MOLDED PE SHOULDER CAPS	Lightweight and high level of protection.
TORSO	PE FOAM	Great protection.
STERNUM	PE ANATOMICAL MOLDED CHEST	Maximum protection.



[EPFT1]

JETSPEED FT1 ELBOW PADS

SIZES SR S, M, L, XL

JR M, L

CONSTRUCTION	3 PIECE DESIGN WITH DRY FOAM LINER	Great mobility with closed cell foam that absorbs less sweat to keep the player dry and the product lightweight.
FOREARM	MOLDED HD / ZOTEFOAM® WITH EXTENDED COVERAGE	Pro level lightweight protection.
ELBOW CAP	MOLDED PE CAP WITH JDP DESIGN	JDP cap redirects the impact around the joint with a great fit and protection.
BICEP	MOLDED ROCKETFRAME COMPOSITE SHELL AND ARCHED STRAP	Lightweight pro level protection and arched strap keeps pad closer to the body without compromising freedom of movement.
ATTACHMENT	ANATOMICAL NEOPRENE MIDDLE STRAP AND NYLON FOREARM STRAP	Allows the elbow pad to stay closer to the body without compromising freedom of movement.



[EPFT1]

YOUTH JETSPEED FT1 ELBOW PADS

SIZES YT S, M, L \$

CONSTRUCTION	2 PIECE DESIGN	Offers mobility and comfort.
FOREARM	PE CAP	Provides more breathability to keep the player dry.
ELBOW CAPS	PE CAP WITH IMPROVED DOME SHAPE	Maximum protection. INSPIRED BY JDP CONSTRUCTION
BICEPS	FLOATING BICEP	Maximum level of protection.
ATTACHMENT	2 STRAP SYSTEM ATTACHMENT	Comfort and fully customizable fit.



[EP390]

JETSPEED FT390 ELBOW PADS

SIZES SR S, M, L, XL

JR S, M, L

CONSTRUCTION	3 PIECE DESIGN WITH DRY FOAM LINER	Great mobility with closed cell foam that absorbs less sweat to keep the player dry and the product lightweight.
FOREARM	MOLDED PE WITH EXTENDED COVERAGE	High level lightweight protection.
ELBOW CAP	MOLDED PE CAP WITH JDP DESIGN	JDP cap redirects the impact around the joint with a great fit.
BICEP	MOLDED PE SHELL AND ARCHED STRAP	Lightweight protection and arched strap keeps pad closer to the body without compromising freedom of movement.
ATTACHMENT	ANATOMICAL NEOPRENE MIDDLE STRAP AND NYLON FOREARM STRAP	Allows the elbow pad to stay closer to the body without compromising freedom movement.



[EP370]

JETSPEED FT370 ELBOW PADS

SIZES SR S, M, L, XL

JR S, M, L

CONSTRUCTION	2 PIECE DESIGN	Offers great mobility and comfort.
FOREARM	INJECTED MOLDED PE CAP INSERT	High level of protection.
ELBOW CAP	PE CAPS WITH JDP DESIGN	JDP cap redirects the impact around the joint with a great fit.
BICEP	FLOATING BICEP WITH PE INSERTS	High level of protection.
ATTACHMENT	3 STRAP SYSTEM (NYLON / ELASTIC)	Comfort and fully customizable fit.



[EP350]

JETSPEED FT350 ELBOW PADS

SIZES SR S, M, L, XL

JR M, L

CONSTRUCTION	1 PIECE DESIGN	Offers mobility and comfort.
FOREARM	PE INSERT	Good level of protection.
ELBOW CAP	PE CAPS WITH JDP DESIGN	JDP cap redirects the impact around the joint with a great fit.
BICEP	LIGHTWEIGHT FOAM	Good level of protection.
ATTACHMENT	2 STRAP SYSTEM ATTACHMENT	Comfort and customizable fit.



[EP350] [EP350H]

YOUTH JETSPEED FT350 ELBOW PADS

SIZES YT S, M, L \$

CONSTRUCTION	1 PIECE DESIGN	Offers mobility and comfort.
CAPS	EP350 - SOFT CAP / PE INSERT EP350H - HARD CAP / PE ELBOW CAP	Great protection and comfort. Excellent level of protection.
ATTACHMENT	2 STRAP SYSTEM ATTACHMENT	Comfort and fully customizable fit.

JETSPEED SHIN GUARDS



[SGFT1] JETSPEED FT1 SHIN GUARDS

SIZES SR 14", 15", 16", 17"
JR 12", 13"

CONSTRUCTION	LIGHTWEIGHT SHELL DESIGN AND HINGE SYSTEM	Hinge system for improved mobility and protection.
CALF GUARD	MOLDED ROCKETFRAME COMPOSITE SHELL	Light weight pro level protection.
KNEE / SHIN CAPS	ANATOMICAL SHIN CAPS WITH VENTED KNEE CAP	Lightweight protection.
THIGH	MOLDED ZOTEFOAM®	Pro level protection.
ATTACHMENT	UPPER LOCK STRAP WITH STRETCHABLE COMFORT CUSHION AND LENGTH ADJUSTABLE CALF STRAP	Customizable adjustment for a perfect snug fit for all calf sizes.
LINER	MOLDED ZOTEFOAM® AND VENTED REMOVABLE DRYFOAM LINER WITH EXPOSED FOAM	Lightweight custom fit, easy maintenance and pro level protection.

[SGFT1] YOUTH JETSPEED FT1 SHIN GUARDS

SIZES YT 8", 9", 10" \$

CONSTRUCTION	ANATOMICAL MOLDED PE CAPS	High level of protection dispersing the force of the impact away from the knee.
KNEE CAPS	PE CAP	High level of protection.
ATTACHMENT	ELASTIC WRAPPING LOCK STRAP	Comfortable and easily adjustable.
LINER	PU FOAM REMOVABLE LINER	Custom fit and easy maintenance.



[SG390] JETSPEED FT390 SHIN GUARDS

SIZES SR 14", 15", 16", 17"
JR 11", 12", 13"

CONSTRUCTION	LIGHTWEIGHT SHELL DESIGN AND HINGE SYSTEM	Hinge system for improved mobility and protection.
CALF GUARD	MOLDED PE CALF PROTECTOR	Light protection and allows a better fit.
KNEE / SHIN CAPS	ANATOMICAL SHIN CAPS WITH VENTED KNEE CAP	Lightweight protection.
THIGH	MOLDED PE FOAM	Great level of protection.
ATTACHMENT	UPPER LOCK STRAP WITH COMFORT CUSHION AND LENGTH ADJUSTABLE CALF STRAP	Customizable adjustment for a perfect snug fit for all calf sizes.
LINER	MOLDED PE FOAM / REMOVABLE DRYFOAM LINER	Custom fit, easy maintenance and high level protection.



[SG370] JETSPEED FT370 SHIN GUARDS

SIZES SR 14", 15", 16", 17"
JR 11", 12", 13"

CONSTRUCTION	LIGHTWEIGHT SHELL DESIGN AND HINGE SYSTEM	Hinge system for improved mobility and protection.
CALF GUARD	MOLDED PE CALF PROTECTOR AND LENGTH ADJUSTABLE CALF STRAP	Light protection and allows a better fit. Perfect snug fit for all calf sizes.
KNEE / SHIN CAPS	ANATOMICAL SHIN CAPS WITH VENTED KNEE CAP	Lightweight protection.
THIGH	PE FOAM	High level of protection.
ATTACHMENT	UPPER LOCK STRAP WITH COMFORT CUSHION AND LENGTH ADJUSTABLE CALF STRAP	Customizable adjustment for a perfect snug fit for all calf sizes.
LINER	PE FOAM / REMOVABLE LINER	Custom fit, easy maintenance and good level protection.



[SG350] JETSPEED FT350 SHIN GUARDS

SIZES SR 14", 15", 16", 17"
JR 12", 13"

CONSTRUCTION	LIGHTWEIGHT SHELL DESIGN AND HINGE SYSTEM	Hinge system for improved mobility and protection.
CALF GUARD	PE FOAM WITH LAMINATED FABRICS	Good protection.
KNEE / SHIN CAPS	ANATOMICAL SHIN CAPS WITH VENTED KNEE CAP	Lightweight protection.
THIGH	PE FOAM	High level of protection.
ATTACHMENT	NYLON UPPER LOCK STRAP AND WIDE ELASTIC CALF STRAP	Comfortable and easily adjustable.
LINER	PE FOAM / REMOVABLE LINER	Custom fit, easy maintenance and good level protection.

[SG350] YOUTH JETSPEED FT350 SHIN GUARDS

SIZES YT 8", 9", 10" \$

CONSTRUCTION	LIGHTWEIGHT SHELL DESIGN	Hinge system for improved mobility and protection.
KNEE CAPS	PE CAP	High level of protection.
ATTACHMENT	ELASTIC WRAPPING LOCK STRAP	Comfortable and easily adjustable.

WOMEN PROTECTIVE



[SPWI]

WOMENS SHOULDER PADS

SIZES WM XS, S, M, L

CAPS	LOW PROFILE MOLDED CAP	Lightweight and high level protection.
CLAVICULE	MOLDED REINFORCED PROTECTION	Improved protection in key impact areas.
CHEST/BODY	WOMEN'S SPECIFIC MOLDED DESIGN	Tailored women's protection.
BACK	SEGMENTED SPINAL PROTECTION WITH PE REINFORCEMENTS	Impact protection without hindering mobility.
BICEP	MOLDED BICEP WITH STRETCH MESH	Low profile elite protection without hindering mobility.

YOUTH STARTER KIT



[358 5050]

CCM ENTRY KIT

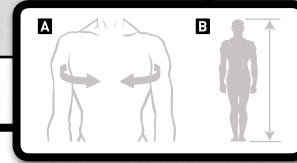
SIZES YT M, L, XL

KIT INCLUDES SHOULDER PADS, ELBOW PADS, GLOVES, PANT, SHINGUARDS AND ONE EQUIPMENT BAG



PROTECTIVE SIZING CHART

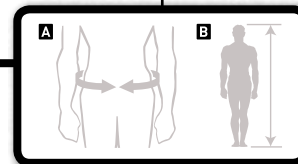
SHOULDER PADS	SMALL	MEDIUM	LARGE	X-LARGE
SR	A) 34" - 37" / 86 cm - 94 cm B) 5'4" - 5'7" / 163 cm - 170 cm	A) 37" - 40" / 94 cm - 102 cm B) 5'7" - 5'10" / 170 cm - 178 cm	A) 40" - 43" / 102 cm - 109 cm B) 5'10" - 6'2" / 178 cm - 188 cm	A) 43" - 46" / 109 cm - 117 cm B) 6'0" + / 183 cm +
JR	A) 28" - 30" / 71 cm - 76 cm B) 4'4" - 4'8" / 132 cm - 142 cm	A) 30" - 32" / 76 cm - 81 cm B) 4'8" - 5'2" / 142 cm - 157 cm	A) 32" - 35" / 81 cm - 89 cm B) 5'2" - 5'6" / 157 cm - 168 cm	
YT	A) 23" - / 58 cm - B) 3'4" - / 102 cm -	A) 23" - 25" / 58 cm - 64 cm B) 3'4" - 4'0" / 102 cm - 122 cm	A) 25" - 28" / 64 cm - 71 cm B) 4'0" - 4'4" / 122 cm - 132 cm	



ELBOW PADS	SMALL	MEDIUM	LARGE	X-LARGE
SR	5'4" - 5'7" / 163 cm - 170 cm	5'7" - 5'10" / 170 cm - 178 cm	5'10" - 6'2" / 178 cm - 188 cm	6'0" + / 183 cm +
JR	4'4" - 4'8" / 132 cm - 142 cm	4'8" - 5'2" / 142 cm - 157 cm	5'2" - 5'6" / 157 cm - 168 cm	--
YT	3'4" - / 102 cm -	3'4" - 4'0" / 102 cm - 122 cm	4'0" - 4'4" / 122 cm - 132 cm	--

SHIN GUARDS					
SR	14" / 36 cm 5'4" - 5'7" / 163 cm - 170 cm	15" / 38 cm 5'7" - 5'10" / 170 cm - 178 cm	16" / 41 cm 5'10" - 6'2" / 178 cm - 188 cm	17" / 43 cm 6'0" + / 183 cm +	18" / 45 cm 6'2" + / 188 cm +
JR	11" / 28 cm 4'4" - 4'8" / 132 cm - 142 cm	12" / 30 cm 4'8" - 5'2" / 142 cm - 157 cm	13" / 33 cm 5'2" - 5'6" / 157 cm - 168 cm	--	--
YT	8" / 20 cm 3'4" - 3'8" / 102 cm - 112 cm	9" / 23 cm 3'8" - 4'0" / 112 cm - 122 cm	10" / 26 cm 4'0" - 4'8" / 122 cm - 137 cm	--	--

PANTS	SMALL	MEDIUM	LARGE	X-LARGE	XX-LARGE
SR	A) 28" - 32" / 71 cm - 81 cm B) 5'4" - 5'7" / 163 cm - 170 cm	A) 32" - 36" / 81 cm - 91 cm B) 5'7" - 5'10" / 170 cm - 178 cm	A) 34" - 38" / 86 cm - 97 cm B) 5'10" - 6'2" / 178 cm - 188 cm	A) 38" - 42" / 97 cm - 107 cm B) 6'0" + / 183 cm +	A) 42" + / 107 cm + B) 6'2" + / 188 cm +
JR	A) 23" - 25" / 58 cm - 64 cm B) 4'4" - 4'8" / 132 cm - 142 cm	A) 24" - 27" / 61 cm - 69 cm B) 4'8" - 5'2" / 142 cm - 157 cm	A) 26" - 28" / 66 cm - 71 cm B) 5'2" - 5'6" / 157 cm - 168 cm	A) 27" - 29" / 69 cm - 74 cm B) 5'4" - 5'7" / 163 cm - 170 cm	
YT	A) 20" - 22" / 51 cm - 56 cm B) 3'4" - 3'7" / 102 cm - 109 cm	A) 21" - 23" / 53 cm - 58 cm B) 3'7" - 4'0" / 109 cm - 122 cm	A) 22" - 24" / 56 cm - 61 cm B) 4'0" - 4'4" / 122 cm - 132 cm		






[150]
**REFEREE JERSEY 150
W/ SNAPS**

SIZES SR XS, S, M,
L, XL, XXL

BODY	MID WEIGHT SUPRAFIL®	CONTENT	100% POLYESTER DOUBLE KNIT
LOGO	CCM TRANSFER LOGO ON BACK HEM	OTHER	½ ZIP PULL OVER; SNAPS FOR ARMBANDS



05 - RED

04 - ORANGE

[152PCK]
ARMBAND SET

SIZES SR S, L (PACK OF 2)

CONTENT	100% POLYESTER - DK-150	Small	9" Referee armband for XS-L jerseys
OTHER	SNAP-ON	Large	10" Referee armband for XL-XXL & PRO 44-56 jerseys



[SG100]
**REFEREE
SHIN GUARD 100**

SIZES SR 14", 15", 16"

PROTECTION	SUSPENSION SYSTEM	Increases impact resistance.
ADJUSTMENT	3-STRAP SYSTEM	Allows a customized comfort fit.
CALF	WRAPAROUND PADDING	Increases protection behind the leg.



[EP100]
**REFEREE
ELBOW PAD 100**

SIZES SR M, L

PROTECTION	MOLDED CAP	Added protection at elbow tips.
ADJUSTMENT	CROSSOVER 3-STRAP ELASTIC SYSTEM	Ensures a proper fit.
BICEP	PE MOLDED COMPONENTS	Provides extra protection.



[PP8L]
REFEREE PANT

SIZES SR S, M, L, XL

EXTERIOR	WOVEN POLYESTER	Provides comfort and breathability.
BELT	SINGLE BELT CLOSURE SYSTEM	Adjustable for custom fit.



[EBREFBAGWH] **[NEW]**
OFFICIAL'S BAG

SIZES 30" L X 16" H X 14" W
(VOLUME: 6,720 INCH³)

MATERIALS	600D RIPSTOP POLYESTER CONSTRUCTION
WHEELS	ALL-TERRAIN WHEELS
COMPARTMENTS	2 MAIN COMPARTMENTS WITH REMOVABLE DIVIDER
HANDLE	REINFORCED RETRACTABLE HANDLE
ACCESSORY	REFEREE ID POCKET
COLOR	BLACK

BANDY





[SKBT12] **HEAT MOLDABLE**

TACKS TITANIUM 2

SIZES SR 6-12 EE FULL
JR 3-5 EE FULL

QUARTER PACKAGE	METAFRAME TECHNOLOGY WITH SYNTHETIC COMPOSITE	New ergonomic boot shaping system providing the best fit for this segment
CORE	SPEEDCORE 1 STIFFNESS	Lightweight, rigid and thermo-formable materials generating excellent performance
LINER	HD MICRO FIBER WITH DURAZONE ABRASION PROTECTION	High resistance to wear, while providing comfort and durability
TONGUE	7MM FELT WITH EMBOSSED LACE-BITE PROTECTION	Reinforcement layers for increased comfort and protection
OUTSOLE	CONCAVE REINFORCED INJECTION WITH EXHAUST SYSTEM	Rigid design that helps energy transfer..
FOOTBED	ANATOMICAL RESPONSE	Provides support and comfort.
HOLDER	SPEEDBLADE 4.0	Proven durability with increased attack angle providing greater strides and cornering
RUNNER	SPEEDBLADE BANDY RUNNER	High performance runner with bandy radius. Fits Speedblade holder

[BRZSSP] **NEW**

XS BANDY RUNNER STAINLESS

SIZES SR 247 - 295 MM

SPECS HIGH PERFORMANCE RUNNER WITH BANDY RADIUS. FITS SPEEDBLADE HOLDER.



[RSBBY]

SPEEDBLADE BANDY RUNNER

SIZES SR 247 - 295 MM

SPECS HIGH PERFORMANCE RUNNER WITH BANDY RADIUS. FITS SPEEDBLADE HOLDER.





[HGRINK]

CCM HG RINK

SIZES SR 12", 13", 14", 15"

SPECS

TRICOT STYLE FOR GREAT GRIP AND FLEXIBILITY. HOCKEY STYLE GLOVE WITH FOAM PROTECTION.



[BG8K]

CCM GLOVE 8K

SIZES SR S, M, L
JR XXS, XS, S

SPECS

POPULAR PRO STYLE PLAYER GLOVE. TRICOT STYLE FOR GREAT GRIP AND FLEXIBILITY. VELCRO ATTACHMENT AT THE WRIST FOR A CUSTOM FIT.



[BSCCM3K]

CCM BANDY STICK

SIZES SR CURVE 4
JR CURVE 4

SPECS

FIBERGLASS LAMINATED WOOD STICK FOR THE ADULT PLAYER. THIS CONSTRUCTION GIVES YOU A VERY DURABLE STICK WITH A GREAT FEEL AND CONTROL. APPROVED BY THE SWEDISH BANDY FEDERATION.



[EPB6K]

CCM ELBOW PADS BANDY 6K SR

SIZES SR XS, S, M

SPECS

PRO STYLE ELBOW PROTECTION FOR BANDY. VERY LIGHT AND SOFT PROTECTION TO ENSURE FULL MOVABILITY AND AGILITY. EASY AND FAST TO BREAK IN, WILL BE GAME READY IN A FEW TRIES.



[EPB4K]

CCM EP BANDY 4K

SIZES SR XXS, XS

SPECS

JUNIOR ELBOW PROTECTION FOR BANDY. VERY LIGHT AND SOFT PROTECTION TO ENSURE FULL MOVABILITY AND AGILITY. EASY AND FAST TO BREAK IN, WILL BE GAME READY IN A FEW TRIES.



[SGB8K]

CCM SHIN GUARDS BANDY 8K

SIZES SR 13", 14", 15", 16"

SPECS

STATE OF THE ART PROTECTION FOR THE ELITE PLAYER. JDP PROTECTION ENSURES TO PROTECT THE SENSITIVE JOINTS FROM IMPACT. THE ASD SHIN CAP WORKS WITH THE LINER TO ACHIEVE MAXIMAL COMFORT AND STABILITY.



[SGB4K]

CCM SHIN GUARDS BANDY 4K

SIZES SR 10", 11", 12"

SPECS

SHIN GUARD FOR JUNIORS. EPP FOAM GIVES A VERY LIGHT AND GOOD PROTECTION. FITLITE SYSTEM IN COMBINATION WITH THE VENTILATED CAPS HELPS TO COOL DOWN THE LEGS.



[BPCOV8K]

CCM BP COVER 8K

SIZES SR S, M, L, XL

SPECS FLEXIBLE COVERPANT TO FIT THE 8K GIRDLE. DURABLE DESIGN WITH STRIPE, ZIPPER, BELT AND ANKLE VELCRO ATTACHMENT.

COLOR ROYAL (03), NAVY (04), GREEN (06), RED (13), BLACK (14)



[BPCOV4K]

CCM BP COVER 4K

SIZES JR 140 - 160

SPECS FLEXIBLE COVERPANT TO FIT THE 4K GIRDLE. DURABLE DESIGN WITH STRIPE, ZIPPER, BELT AND ANKLE VELCRO ATTACHMENT.

COLOR ROYAL (03), NAVY (04), GREEN (06), RED (13), BLACK (14)



[BPGIRD8K]

BP GIRDLE 8K

SIZES SR S, M, L, XL

SPECS GIRDLE FOR ELITE PLAYERS. GREAT PROTECTION OVER THE HIPS AND THIGHS. NEW VELCRO ATTACHMENT OVER THE THIGHS. HAS A TIGHT FIT TO ENSURE BEST PROTECTION.



[BPGIRD4K]

BP GIRDLE 4K

SIZES JR 140 - 160

SPECS GIRDLE FOR JUNIOR PLAYERS. GREAT PROTECTION OVER THE HIPS AND THIGHS. HAS A TIGHT FIT TO ENSURE BEST PROTECTION.

**[BSOCKS]****BANDY SOCKS**

SIZES SR 28"
JR 24"

SPECS 1/2 ZIP PULL OVER, VENTILATED MESH PANELS, SNAPS. FOR ARMBANDS, EMBROIDERED CCM BRANDMARK. FABRIC CONTENT: 100% POLYESTER.

COLOR ROYAL (03), NAVY (04), GREEN (06), YELLOW (07), RED (13), BLACK (14), WHITE (15)

**[BGAITER]****BANDY GAITER**

SIZES SR S, M, L

SPECS NICELY KNITTED BANDY SOCK WITH FOOT STRAP

COLOR ROYAL (03), NAVY (04), GREEN (06), YELLOW (07), RED (13), BLACK (14), WHITE (15)

**BANDY BALLS**

100 PACK BBALL100
1 PACK BBALL1

SPECS BULK PACK OF 100 BALLS OR INDIVIDUALLY PACKAGED.

COLOR CERISE



CCM

CCM

EX

CCM



GOALIE

EXTREME FLEX 4 PADS

[NEW]

Building off the iconic Stanley Cup-winning goalie pad. The new Extreme Flex 4 pushes the limits of design while providing the competitive advantage of foot speed and seal to the ice.



DUALITECORE TECHNOLOGY

1

Torsional flex to maximize movement on your feet merges with a reinforced stiffer thigh rise to deliver seal and coverage to the ice.

QUICK MOTION STRAP SYSTEM

2

The perfect balance of fit and responsiveness to adapt to butterfly drops and recovery.



FLEXIBLE TOE STRING SYSTEM


3

A dynamic fit system to attach your skate to your pad, thereby optimizing connectivity and mobility.



EXTREME FLEX 4 CATCHER

Ultimate culmination of playability and feel the new Extreme Flex 4 catch glove is meticulously engineered and handcrafted to a game ready feel.



1

DOUBLE T POCKET

Puck tracking and visibility.

2

D30® TECHNOLOGY

High-performance impact protection.



3

QUICK RELEASE WRIST STRAP

Ease of adjustment.



EXTREME FLEX 4 BLOCKER

The new Extreme Flex 4 blocker transfers puck energy to propel it to the corner, and has a balanced lightweight design to control rebounds.



1

REDESIGNED INSIDE THUMB PROTECTOR

Protection to increase blocking coverage.

2

D30® TECHNOLOGY

Low-profile impact protection.



3

QUICK RELEASE WRIST STRAP

Pro-inspired design to lock your wrist.



EFLEX4 PADS



[GPEFX4] **[NEW]**
**EXTREME FLEX 4
 PRO GOAL PADS**

SIZES SR 33+2, 34+2, 34+3, 35+3, CUST
 INT CUST ONLY

* CUSTOM COLOR SHOWN AND MANY OTHER COLORS AVAILABLE

OUTER FLEX SINGLE BREAK
 Maximize flexibility.

INNER FLEX PRE-CURVED SINGLE BREAK CORE
 Closes the 5 hole.

BOOT FLEX 90 DEGREE WITH TORSIONAL FLEX
 Offers flexibility for power pushes.

BOOT CHANNEL DEEP ULTRA SOFT
 Freedom of movement.

LEG CHANNEL/ CALF STRAP OPTION TIGHT FIT NO CALF STRAP
 Lightweight set up with QMSS at calf for quick response.

KNEE STRAP SYSTEM NO STRAP - 2" ELASTIC KNEE
 Customize fit.

KNEE CRADLE RECESSED FOAM WITH REMOVABLE KNEE CRADLE WRAP
 Deeper knee cradle help closing the 5 hole.

CORE DUALITCORE TECHNOLOGY
 Lightweight goal pad featuring dual flex profile design for quicker transition into butterfly.

KNEE RAISER 3D GRIP / INJECTION MOLDED EPP FOAM
 Seals pad to the ice.

THIGH PROTECTOR N/A



[GPE4.9] **[NEW]**
**EXTREME FLEX E4.9
 GOAL PADS**

SIZES SR 33+1, 34+1, 34+2, 34+3
 INT 29+1, 31+1, 32+1

OUTER FLEX SINGLE BREAK
 Maximize flexibility.

INNER FLEX PRE-CURVED SINGLE BREAK CORE
 Closes the 5 hole.

BOOT FLEX 90 DEGREE WITH TORSIONAL FLEX
 Offers flexibility for power pushes.

BOOT CHANNEL DEEP ULTRA SOFT
 Freedom of movement.

LEG CHANNEL/ CALF STRAP OPTION TIGHT FIT NO CALF STRAP
 Lightweight set up with QMSS at calf for quick response.

KNEE STRAP SYSTEM NO STRAP - 2" ELASTIC KNEE
 Customize fit.

KNEE CRADLE RECESSED FOAM WITH REMOVABLE KNEE CRADLE WRAP
 Deeper knee cradle help closing the 5 hole.

CORE DUALITCORE TECHNOLOGY
 Lightweight goal pad featuring dual flex profile design for quicker transition into butterfly.

KNEE RAISER 3D GRIP / PE FOAM
 Seals pad to the ice.

THIGH PROTECTOR N/A



[GPE4.5] **[NEW]**
**EXTREME FLEX E4.5
 GOAL PADS**

SIZES SR BOOKING ONLY: 33+1, 34+1, 35+1
 JR 24+1, 26+1, 28+1, 30+1
 YT BOOKING ONLY: 20", 22"

OUTER FLEX SINGLE BREAK
 Maximize flexibility.

INNER FLEX PRE-CURVED SINGLE BREAK CORE
 Closes the 5 hole.

BOOT FLEX 90 DEGREE WITH TORSIONAL FLEX
 Offers flexibility for power pushes.

BOOT CHANNEL DEEP ULTRA SOFT
 Freedom of movement.

LEG CHANNEL/ CALF STRAP OPTION TIGHT FIT NO CALF STRAP
 Lightweight set up with QMSS at calf for quick response.

KNEE STRAP SYSTEM NO STRAP - 2" ELASTIC KNEE
 Customize fit.



KNEE CRADLE SR/JR: RECESSED FOAM WITH REMOVABLE KNEE CRADLE WRAP
 YT: SOFT FOAM NO OUTER KNEE WRAP
 Deeper knee cradle help closing the 5 hole.

CORE DUALITCORE TECHNOLOGY
 Lightweight goal pad featuring dual flex profile design for quicker transition into butterfly.

KNEE RAISER NYLON / PE FOAM
 Seals pad to the ice.

THIGH PROTECTOR YT ONLY: LEGAL THIGH PROTECTOR
 Protects top of the knee

****THESE ARE THE STOCK SPECS. SR PRO CAN ALSO BE ORDERED WITH CUSTOM SPECIFICATIONS.





[GMEFX4] [NEW]
**EXTREME FLEX 4
 PRO CATCH GLOVE**

SIZES	SR	REGULAR, FULL RIGHT
	INT	REGULAR, FULL RIGHT (CUST ONLY)

* CUSTOM COLOR SHOWN AND MANY OTHER COLORS AVAILABLE



[GME4.9] [NEW]
**EXTREME FLEX E4.9
 CATCH GLOVE**

SIZES	SR	REGULAR, FULL RIGHT
	INT	REGULAR, FULL RIGHT



[GME4.5] [NEW]
**EXTREME FLEX E4.5
 CATCH GLOVE**

SIZES	SR	BOOKING ONLY: REGULAR, FULL RIGHT
	JR	REGULAR, FULL RIGHT
	YT	BOOKING ONLY: REGULAR, FULL RIGHT

CUFF / THUMB **ONE PIECE**
 Maximize coverage.

CUFF / THUMB **ONE PIECE**
 Maximize coverage.

CUFF / THUMB **ONE PIECE**
 Maximize coverage.

BREAK ANGLE **600**
 Middle of hand closure.

BREAK ANGLE **600**
 Middle of hand closure.

BREAK ANGLE **600**
 Middle of hand closure.

PALM STIFFNESS **GAME READY FIT WITH ADDED D30 PROTECTION**
 Easy break-in with great protection.

PALM STIFFNESS **GAME READY FIT**
 Easy break-in.

PALM STIFFNESS **GAME READY FIT**
 Easy break-in.

WRIST STRAP **WEBBING STRAP**
 Quick easy adjustment.

WRIST STRAP **WEBBING STRAP**
 Quick easy adjustment.

WRIST STRAP **WEBBING STRAP**
 Quick easy adjustment.

POCKET **DOUBLE STRAIGHT TEE**
 Helps track the puck.

POCKET **DOUBLE STRAIGHT TEE**
 Helps track the puck.

POCKET **DOUBLE STRAIGHT TEE**
 Helps track the puck.

FINGER GUARD **RAISED FOAM FINGER PADDING**
 Great protection.

FINGER GUARD **RAISED FOAM FINGER PADDING**
 Great protection.

FINGER GUARD **LOW DENSITY FINGER PADDING**
 Great protection.

CUFF/THUMB COMPOSITION **INJECTION MOLDED PE AND PE FOAM**
 Impact absorption.

CUFF/THUMB COMPOSITION **INJECTION MOLDED PE AND PE FOAM**
 Impact absorption.

CUFF/THUMB COMPOSITION **INJECTION MOLDED PE AND PE FOAM**
 Impact absorption.

INNER PALM **3/8" FELT / D30®**
 Game ready flex.

INNER PALM **1/4" FELT / FOAM**
 Game ready flex.

INNER PALM **1/4" FELT / FOAM**
 Game ready flex.

FINGER STALLS **NASH®**
 Quicker release.

FINGER STALLS **NASH®**
 Quicker release.

FINGER STALLS **NASH®**
 Quicker release.

****THESE ARE THE STOCK SPECS. SR PRO CAN ALSO BE ORDERED WITH CUSTOM SPECIFICATIONS.



BOOKING COLORS [GME4.9CC]



BOOKING COLORS [GME4.5CC]



EFLEX4 BLOCKER



[GBEFX4] **[NEW]**
**EXTREME FLEX 4
 PRO BLOCKER**

SIZES *SR* REGULAR, FULL RIGHT
INT REGULAR, FULL RIGHT (CUST ONLY)

[GBE4.9] **[NEW]**
**EXTREME FLEX E4.9
 BLOCKER**

SIZES *SR* REGULAR, FULL RIGHT
INT REGULAR, FULL RIGHT

[GBE4.5] **[NEW]**
**EXTREME FLEX E4.5
 BLOCKER**

SIZES *SR* BOOKING ONLY: REGULAR, FULL RIGHT
JR REGULAR, FULL RIGHT
YT BOOKING ONLY: REGULAR, FULL RIGHT

* CUSTOM COLOR SHOWN AND MANY OTHER COLORS AVAILABLE

FRONT FACE **BINDINGLESS**
 Increased durability.

FRONT FACE **BINDINGLESS**
 Increased durability.

FRONT FACE **BINDINGLESS**
 Increased durability.

PALM POSITION **CENTER PALM POSITION**
 Great balance.

PALM POSITION **CENTER PALM POSITION**
 Great balance.

PALM POSITION **CENTER PALM POSITION**
 Great balance.

PALM **NASH®**
 Optimized feel and comfort.

PALM **NASH®**
 Optimized feel and comfort.

PALM **NASH®**
 Optimized feel and comfort.

PALM GUARD **REINFORCED HAND**
 Durability.

PALM GUARD **REINFORCED HAND**
 Durability.

PALM GUARD **REINFORCED HAND**
 Durability.

PALM GUSSET **VENTILATED MESH**
 Breathability.

PALM GUSSET **VENTILATED MESH**
 Breathability.

PALM GUSSET **VENTILATED MESH**
 Breathability.

LOCK THUMB PROTECTOR **MOLDED THUMB**
 Protection.

LOCK THUMB PROTECTOR **MOLDED THUMB**
 Protection.

LOCK THUMB PROTECTOR **MOLDED THUMB**
 Protection.

FINGER PROTECTORS **HD FOAM WRAP WITH ADDED D30 PROTECTION**
 Optimized protection.

FINGER PROTECTORS **HIGH DENSITY FOAM WRAP**
 Optimized protection.

FINGER PROTECTORS **LOW DENSITY FOAM WRAP**
 Optimized protection.

BLOCKING BOARD **HEAT LAMINATED DUAL DENSITY FOAM WITH PE BOARD**
 Rebound control.

BLOCKING BOARD **LAMINATED DUAL DENSITY FOAM WITH PE BOARD**
 Rebound control.

BLOCKING BOARD **LAMINATED DUAL DENSITY FOAM WITH PE BOARD**
 Rebound control.

CUFF **SEGMENTED & ADJUSTABLE CUFF**
 Great range of motion.

CUFF **SEGMENTED & ADJUSTABLE CUFF**
 Great range of motion.

CUFF **SEGMENTED & ADJUSTABLE CUFF**
 Great range of motion.

****THESE ARE THE STOCK SPECS. SR PRO CAN ALSO BE ORDERED WITH CUSTOM SPECIFICATIONS.





PREMIER PADS



STOCK
COLOR



WWWW
(SR ONLY)

****THESE ARE THE STOCK SPECS.
SR PRO CAN ALSO BE ORDERED
WITH CUSTOM SPECIFICATIONS.

* CUSTOM COLOR SHOWN AND MANY OTHER COLORS AVAILABLE

[GPPRM2]

PREMIER II PRO GOAL PADS

SIZES SR 33+2, 34+2, 34+3, 35+3, CUST
INT CUST ONLY

OUTER FLEX	SINGLE BREAK	Maximize Coverage.
INNER FLEX	PRE-CURVED SINGLE BREAK CORE	Closes the 5 hole.
BOOT ANGLE	60 DEGREE ANGLE	Direct pucks to the side/corner.
BOOT CHANNEL	SHALLOW SOFT	Faster transition into butterfly.
LEG CHANNEL/ CALF STRAP	LOOSE FIT NO CALF STRAP	Lightweight set up with optimized QMSS at calf for quick response.
KNEE STRAP SYSTEM	NO STRAP - 2" ELASTIC KNEE	Customize fit.
KNEE CRADLE	RECESSED FOAM WITH REMOVABLE KNEE CRADLE WRAP	Deeper knee cradle help closing the 5 hole.
CORE	LITECORE FEATURED WITH MAX REBOUND TECHNOLOGY	Light core with structural integrity offers powerful rebound out of play.
KNEE RAISER	3D GRIP / INJECTION MOLDED EPP FOAM	Seals pad to the ice.
THIGH PROTECTOR	N/A	



STOCK
COLOR



WWWW



CHIC



WWBB

BOOKING COLORS
(GPP2.9CC)

[GPP2.9]

PREMIER P2.9 GOAL PADS

SIZES SR 33+1, 34+1, 34+2, 34+3
INT 29+1, 31+1, 32+1

OUTER FLEX	SINGLE BREAK	Maximize Coverage.
INNER FLEX	PRE-CURVED NO BREAK CORE	Closes the 5 hole.
BOOT ANGLE	60 DEGREE ANGLE	Direct pucks to the side/corner.
BOOT CHANNEL	SHALLOW SOFT	Faster transition into butterfly.
LEG CHANNEL/ CALF STRAP	LOOSE FIT NO CALF STRAP	Lightweight set up with optimized QMSS at calf for quick response.
KNEE STRAP SYSTEM	NO STRAP - 2" ELASTIC KNEE	Customize fit.
KNEE CRADLE	RECESSED FOAM WITH REMOVABLE KNEE CRADLE WRAP	Deeper knee cradle help closing the 5 hole.
CORE	LITECORE TECHNOLOGY	Light core with structural integrity offers powerful rebound out of play.
KNEE RAISER	3D GRIP / PE FOAM	Seals pad to the ice.
THIGH PROTECTOR	N/A	



STOCK
COLOR



WWBB



CHIC



WWW

BOOKING COLORS
(GPP2.5CC)

[GPP2.5]

PREMIER P2.5 GOAL PADS

SIZES SR BOOKING ONLY: 33+1, 34+1, 35+1
JR 24+1, 26+1, 28+1, 30+1

OUTER FLEX	SINGLE BREAK	Maximize Coverage.
INNER FLEX	PRE-CURVED NO BREAK CORE	Closes the 5 hole.
BOOT ANGLE	60 DEGREE ANGLE	Direct pucks to the side/corner.
BOOT CHANNEL	SHALLOW SOFT	Faster transition into butterfly.
LEG CHANNEL/ CALF STRAP	LOOSE FIT NO CALF STRAP	Lightweight set up with optimized QMSS at calf for quick response.
KNEE STRAP SYSTEM	NO STRAP - 2" ELASTIC KNEE	Customize fit.
KNEE CRADLE	RECESSED FOAM WITH REMOVABLE KNEE CRADLE WRAP (SR ONLY) SOFT FOAM NO OUTER KNEE WRAP (JR ONLY)	Deeper knee cradle help closing the 5 hole.
CORE	LITECORE TECHNOLOGY	Light core with structural integrity offers powerful rebound out of play.
KNEE RAISER	NYLON / PE FOAM	Seals pad to the ice.
THIGH PROTECTOR	N/A (SR ONLY) LEGAL THIGH PROTECTOR (JR ONLY)	



[GMPRM2]

**PREMIER II
PRO CATCH GLOVE**

SIZES *SR* REGULAR, FULL RIGHT
INT REGULAR, FULL RIGHT (CUSTOM ONLY)

CUFF / THUMB	ONE PIECE	Maximize Coverage.
BREAK ANGLE	590	Closer to thumb break angle.
PALM STIFFNESS	GAME READY FIT WITH ADDED D30® PROTECTION	Easy break-in with great protection.
WRIST STRAP	WEBBING STRAP THROUGH THE CUFF	Quick easy adjustment.
POCKET	DOUBLE STRAIGHT TEE	Helps track the puck.
FINGER GUARD	RAISED HD FOAM FINGER PADDING	Protection.
CUFF/THUMB COMPOSITION	INJECTION MOLDED PE AND EPE FOAM	Impact absorption.
INNER PALM	3/8" FELT/D30®	Game ready flex.
FINGER STALLS	NASH®	Quicker Release.



****THESE ARE THE STOCK SPECS. SR PRO CAN ALSO BE ORDERED WITH CUSTOM SPECIFICATIONS.

* CUSTOM COLOR SHOWN AND MANY OTHER COLORS AVAILABLE



[GMP2.9]

**PREMIER P2.9
CATCH GLOVE**

SIZES *SR* REGULAR, FULL RIGHT
INT REGULAR, FULL RIGHT

CUFF / THUMB	ONE PIECE	Maximize Coverage.
BREAK ANGLE	590	Closer to thumb break angle.
PALM STIFFNESS	GAME READY FIT	Easy break-in.
WRIST STRAP	WEBBING STRAP THROUGH THE CUFF	Quick easy adjustment.
POCKET	DOUBLE STRAIGHT TEE	Helps track the puck.
FINGER GUARD	RAISED FOAM FINGER PADDING	Protection.
CUFF/THUMB COMPOSITION	INJECTION MOLDED PE AND PE FOAM	Impact absorption.
INNER PALM	¼" FELT/FOAM	Game ready flex.
FINGER STALLS	NASH®	Quicker Release.

STOCK COLOR



BOOKING COLORS [GMP2.9CC]



[GMP2.5]

**PREMIER P2.5
CATCH GLOVE**

SIZES *SR* BOOKING ONLY: REGULAR, FULL RIGHT
JR REGULAR, FULL RIGHT

CUFF / THUMB	ONE PIECE	Maximize Coverage.
BREAK ANGLE	590	Closer to thumb break angle.
PALM STIFFNESS	GAME READY FIT	Easy break-in.
WRIST STRAP	WEBBING STRAP THROUGH THE CUFF	Quick easy adjustment.
POCKET	DOUBLE STRAIGHT TEE	Helps track the puck.
FINGER GUARD	LOW DENSITY FINGER PADDING	Protection.
CUFF/THUMB COMPOSITION	INJECTION MOLDED PE AND PE FOAM	Impact absorption.
INNER PALM	¼" FELT/FOAM	Game ready flex.
FINGER STALLS	NASH®	Quicker Release.

STOCK COLOR



BOOKING COLORS [GMP2.5CC]



PREMIER BLOCKER



****THESE ARE THE STOCK SPECS.
SR PRO CAN ALSO BE ORDERED
WITH CUSTOM SPECIFICATIONS.

* CUSTOM COLOR SHOWN AND MANY OTHER COLORS AVAILABLE

[GBPRM2]

PREMIER II PRO BLOCKER

SIZES
SR REGULAR, FULL RIGHT
INT REGULAR, FULL RIGHT (CUSTOM ONLY)

FRONT FACE	BINDINGLESS	Increased durability.
PALM POSITION	CENTERED PALM POSITION	Balance.
PALM	NASH®	Optimized feel.
PALM GUARD	REINFORCED HAND	Durability.
PALM GUSSET	VENTILATED MESH	Breathability.
LOCK THUMB PROTECTOR	MOLDED THUMB	Protection.
FINGER PROTECTORS	HD FOAM WRAP WITH ADDED D30® PROTECTION	Protection.
BLOCKING BOARD	HEAT LAMINATED DUAL DENSITY FOAM WITH PE	Rebound control.
CUFF	ANATOMICAL & ADJUSTABLE CUFF	Freedom of movement.



BOOKING COLORS [GBP2.9CC]



[GBP2.9]

PREMIER P2.9 BLOCKER

SIZES
SR REGULAR, FULL RIGHT
INT REGULAR, FULL RIGHT

FRONT FACE	BINDINGLESS	Increased durability.
PALM POSITION	CENTERED PALM POSITION	Balance.
PALM	NASH®	Optimized feel.
PALM GUARD	REINFORCED HAND	Durability.
PALM GUSSET	VENTILATED MESH	Breathability.
LOCK THUMB PROTECTOR	MOLDED THUMB	Protection.
FINGER PROTECTORS	HIGH DENSITY FOAM WRAP	Protection.
BLOCKING BOARD	LAMINATED DUAL DENSITY FOAM WITH PE	Rebound control.
CUFF	ANATOMICAL & ADJUSTABLE CUFF	Freedom of movement.



BOOKING COLORS [GBP2.5CC]



[GBP2.5]

PREMIER P2.5 BLOCKER

SIZES
SR BOOKING ONLY: REGULAR, FULL RIGHT
JR REGULAR, FULL RIGHT

FRONT FACE	BINDINGLESS	Increased durability.
PALM POSITION	CENTERED PALM POSITION	Balance.
PALM	NASH®	Optimized feel.
PALM GUARD	REINFORCED HAND	Durability.
PALM GUSSET	VENTILATED MESH	Breathability.
LOCK THUMB PROTECTOR	MOLDED THUMB	Protection.
FINGER PROTECTORS	LOW DENSITY FOAM WRAP	Protection.
BLOCKING BOARD	LAMINATED DUAL DENSITY FOAM WITH PE	Rebound control.
CUFF	ANATOMICAL & ADJUSTABLE CUFF	Freedom of movement.



RETRO FLEX

[GPRFLXSP] - CUSTOM ORDERS ONLY (SR, JR)

RETRO FLEX PADS

Retro Flex brings the newest innovation to a classic look with the help of Eflex technology and a vintage custom graphic.

MINI KNEE ROLLS

For fewer rebounds and increased control

HORIZONTAL STITCHES



RETRO FLEX LOGO





[GMFLXSP] - CUSTOM ORDERS ONLY (SR, JR)

RETRO FLEX GLOVE

The Retro Flex glove features a 600-degree angle for a mid-hand closure or a 590-degree angle for a break closer to the thumb. The one-piece thumb and cuff design provides protection at the wrist area and the injection-molded thumb maintains the glove shape on repeated impact.

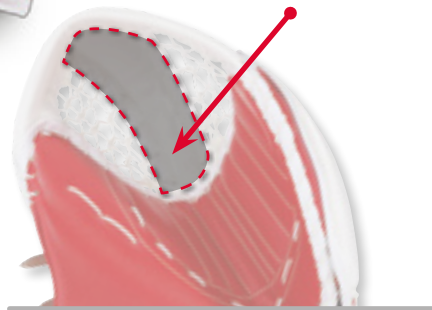
RAISED FINGER PADDING

Greater protection.



STRAIGHT TEE

Traditional construction.



ONE PIECE THUMB AND CUFF

Maximized coverage.



ADJUSTABLE CUFF

Wrist mobility.



[GBRFLXSP] - CUSTOM ORDERS ONLY (SR, JR)

RETRO FLEX BLOCKER

The combination of a bindingless construction with the vintage graphic makes the classic blocker a more durable product throughout the season. The adjustable cuff allows the cuff area to open up for wrist mobility when playing the puck with a centered palm position to provide balance and adequate coverage above and below the hand.

INSIDE HIGH DENSITY FOAM

Maximized coverage.



CREAM NASH PALM

Soft comfortable feel.

YOUTH GEAR



[GPYFX2] [NEW]
**YTFLEX 2
GOAL PADS**

SIZES YT 20", 22", 24", 26"



[GMVFX2] [NEW]
**YTFLEX 2
CATCH GLOVE**

SIZES YT REGULAR, FULL RIGHT



[GBYFX2] [NEW]
**YTFLEX 2
BLOCKER**

SIZES YT REGULAR, FULL RIGHT

OUTER FLEX SINGLE BREAK
More coverage with flexibility.

CUFF / THUMB TWO PIECE
Wrist flexibility.

FRONT PRE-CURVED SHAPE
Deflect the puck.

INNER FLEX PRE-CURVED DOUBLE BREAK CORE
Closes the 5 hole.

BREAK ANGLE 590
More coverage.

PALM POSITION CENTERED PALM POSITION
Great balance.

BOOT CHANNEL SHALLOW SOFT
Freedom of movement.

PALM STIFFNESS GAME READY
Extremely easy to close.

PALM NASH®
Optimized feel and comfort.

LEG CHANNEL/ CALF STRAP OPTION TIGHT FIT VELCRO CALF STRAPS
Comfortable and easy to adjust.

WRIST STRAP WEBBING STRAP
Quick adjustment.

PALM GUARD REINFORCED HAND
Offers durability.

KNEE STRAP SYSTEM WEBBING SINGLE BELOW KNEE STRAP, SINGLE BOOT STRAP
Quick adjustment.

POCKET SINGLE STRAIGHT TEE
Bigger pocket.

PALM GUSSET 3D MESH
Breathability.

KNEE CRADLE ADJUSTABLE SOFT FOAM
Customize fit.

FINGER GUARD LOW DENSITY FINGER PADDING
Greater protection.

LOCK THUMB PROTECTOR MOLDED THUMB
Offers protection.

CORE HIGH DENSITY/LOW DENSITY FOAM
Balanced weight.

CUFF/THUMB COMPOSITION INJECTION MOLDED PE AND PE FOAM
Impact absorption.

FINGER PROTECTORS LOW DENSITY FOAM WRAP
Offers protection.

KNEE RAISER PE FOAM
Seals pad to the ice.

INNER PALM ¼" POLYESTER FELT/FOAM
Game ready flex.

BLOCKING BOARD SINGLE DENSITY FOAM/PLASTIC
Optimized rebound control.

STOCK COLOR



WWBK

BOOKING COLORS [GPYFX2CC]



TOR



DET

STOCK COLOR



WWBK

BOOKING COLORS [GMVFX2CC]



TOR



DET

STOCK COLOR



WWBK

BOOKING COLORS [GBYFX2CC]



TOR



DET



[ABYFX2] **[NEW]**

YTFLEX 2 CHEST PROTECTOR

SIZES YT S/M, L/XL

S/M	L/XL
CHEST: 9"	CHEST: 11"
ARM: 12"	ARM: 14"



[HPGVF2] **[NEW]**

YTFLEX 2 GOALIE PANT

SIZES YT S/M, L/XL

S/M	L/XL
WAIST: 18"-20"	WAIST: 20"-22"

STERNUM PE FOAM
Increases protection.

WAIST PROFILED WAIST
Offers comfort.

SHOULDER WINGS SEGMENTED MOLDED PE FOAM
Offers great protection.

LENGTH EXTENSION N/A

CHEST PE FOAM BLOCKS
Offers great protection.

THIGH PROTECTION 2-PIECE MOLDED HD/PE FOAM
Increases coverage and protection.

BICEP/FOREARM PE FOAM
Offers great protection.

HIP/GROIN PROTECTION MOLDED PE FOAM
Reduces weight.

ELBOW INDEPENDENT ADJUSTABLE ELBOW PROTECTOR
Customized fit.

SPINE SEGMENTED FOAM
Increases comfort and fit.

SHOULDER CAP COMPRESSION MOLDED PE FOAM
Maximizes coverage and protection.

MATERIAL 200D NYLON WITH STRETCH ZONES
Increases durability.

BELT N/A

REPLACEMENT PARTS



[AP7000]
[ONE PAIR]
**TOE BRIDGE
HD/LACING**
COLOR: WHITE



[AP7001]
**TOE BRIDGE/
LACING**
COLOR: WHITE



[AP7003]
[ONE PAIR]
BOOT STRAP
COLOR: WHITE



[AP7006]
[ONE PAIR]
SHIN STRAP
COLOR: WHITE



[AP7010]
[ONE PAIR]
**LEATHER BOOT
STRAP KIT**
COLOR: WHITE



[AP7007]
[ONE PAIR]
**ADJUSTABLE
SINGLE BUCKLE TAB**
COLOR: WHITE

[AP7011]
[ONE PAIR]
**QK5 BOOT
STRAP KIT**
COLOR: WHITE



[AP7008]
[ONE PAIR]
**KNEE CRADLE
ELASTIC/VELCRO**
COLOR: WHITE



[AP7012]
[ONE PAIR]
**TOE ELASTIC
KIT**
COLOR: WHITE



JETSPEED FT2 GOALIE SKATES

[NEW]

CCM introduces the JetSpeed line to the world of goalie skates. With the lightweight construction of the JetSpeed family and the new SpeedBlade XSG holder, the new JetSpeed FT2 goalie is the lightest goalie skate CCM has ever produced.

The JetSpeed FT2 goalie skate features the new SpeedBlade XSG holder, with a quick release feature to quickly switch the runners and saves 150grams compared to the attack profile holder. The new FT2 goalie skate sets a new standard for CCM goalie skates.



1

ENHANCED ONE-PIECE BOOT

The new LITEFRAME 360 EVO technology is a significant evolution from the previous generation.

The seamless one-piece boot was developed with no outsole, no stitching and no glue in the high energy-transfer zones, providing goalies with a fit so close, it becomes a natural extension of their foot.

The result:

Pure performance.

Direct energy transfer for explosive power pushes.

2

SPEEDBLADE XSG HOLDER

New goalie holder with a quick release system for a quick runner switch and to provide optimal attack angle and power pushes. A new design that is 60% lighter than the previous attack profile holder.

3

ASYMMETRIC FLEX STANCE CONTOUR

A lower cut boot collar is shaped and molded to allow the goalie to flex deep into the stance for a fast butterfly drop. Features extend to include an extremely quick recovery and speed to power-push position.





[SKFT2G] **[NEW]**

JETSPEED FT2 GOALIE SKATES

HEAT MOLDABLE

SIZES SR 6-11 D FULL/HALF
6-11 EE FULL/HALF



[SK480G] **[NEW]**

JETSPEED FT480 GOALIE SKATES

HEAT MOLDABLE

SIZES SR 6-11 D FULL/HALF
7-10 EE FULL/HALF



[SK460G] **[NEW]**

JETSPEED FT460 GOALIE SKATES

HEAT MOLDABLE

SIZES SR 6-12 D FULL/HALF
JR 1-5.5 D FULL/HALF

QUARTER PACKAGE	LITEFRAME 360 EVO - ONE PIECE New One-piece boot frame increases the foot contact area with the entire skate.	QUARTER PACKAGE	3D-LASTED TECHNOLOGY High-precision ergonomic skate boot giving players an excellent, locked-in feel.	QUARTER PACKAGE	INJECTED TECHNOLOGY WITH SYNTHETIC COMPOSITE Durable boot with structural stiffness.
MATERIAL	ROCKETFRAME COMPOSITE NHL-caliber lightweight composite material.	MATERIAL	ROCKETFRAME COMPOSITE NHL-caliber lightweight composite material.	STIFFNESS PERFORMANCE INDEX	135 Solid core for strong power pushes.
FIT	TAPERED FIT Provides players with a close, 360-degree tapered fit around and under the foot.	STIFFNESS PERFORMANCE INDEX	170 Lightweight, rigid and thermo-formable core for excellent power pushes.	LINER	HD MICRO FIBER Comfortable and high resistance to wear.
STIFFNESS PERFORMANCE INDEX	195 Super lightweight, highly rigid and thermo-formable core for ultimate power pushes.	BOOT COLLAR	ASYMMETRIC FLEX STANCE Designed to allow the goalie to flex deeper into the stance and benefit from extremely quick recovery to stand back up.	TONGUE	FELT TONGUE WITH EMBOSSED LACE-BITE PROTECTION 7mm felt with reinforcement layers for increased comfort and protection.
BOOT COLLAR	ASYMMETRIC FLEX STANCE Designed to allow the goalie to flex deeper into the stance and benefit from extremely quick recovery to stand back up.	LINER	TOTALDRI WITH DURAZONE ABRASION PROTECTION High performance moisture-wicking material keeps feet dry and skates light.	OUTSOLE	CONCAVE REINFORCED INJECTION Rigid design that helps energy transfer.
LINER	TOTALDRI WITH DURAZONE ABRASION PROTECTION High performance moisture-wicking material keeps feet dry and skates light.	TONGUE	TRITECH FLEX ZONE WITH MOLDED LACE-BITE PROTECTION Advanced protection, comfort and the forward flex goalies need.	FOOTBED	CCM FIT SYSTEM Provides support and comfort.
TONGUE	TRITECH FLEX ZONE WITH MOLDED LACE-BITE PROTECTION Advanced protection, comfort and the forward flex goalies need.	OUTSOLE	EXTRA STIFF COMPOSITE WITH EXHAUST SYSTEM Rigid design that helps energy transfer.	HOLDER	SB XSG HOLDER New extra light quick-release goalie holder with bladelock system.
MIDSOLE	LIGHTWEIGHT COMPOSITE MIDSOLE Enhanced energy transfer platform for blade to boot interface.	FOOTBED	ANATOMICAL RESPONSE Provides support and comfort.	RUNNER	SB XSG1 (+2MM) High performance blade with excellent edge life and 9% more height than previous generation.
FOOTBED	CCM ORTHOLITE® Goalie insole that helps with the energy transfer.	HOLDER	SB XSG HOLDER New extra light quick-release goalie holder with bladelock system.		
HOLDER	SB XSG HOLDER New extra light quick-release goalie holder with bladelock system.	RUNNER	SB XSG1 (+2MM) High performance blade with excellent edge life and 9% more height than previous generation.		
RUNNER	SB XSG1 BLACK (+2MM) High performance blade with oxide treatment for a longer edge life and a greater resistance to corrosion with 9% more height than previous generation.				

GOALIE SKATES



[SKASIG] **HEAT MOLDABLE**
SUPER TACKS ASI
GOALIE SKATES

SIZES SR 6-11 D FULL/HALF
 6-11 EE FULL/HALF

QUARTER PACKAGE	DUAL ZONE 360 TECHNOLOGY	One-piece boot frame with stiff lower portion and flexible upper for comfort.
MATERIAL	CARBON COMPOSITE	Premium carbon composite offers excellent energy transfer for power pushes.
FIT	ANATOMICAL	Form-fitting one-piece boot frame increases the foot contact area with the entire skate boot.
STIFFNESS PERFORMANCE INDEX	200	Super lightweight, highly rigid and thermo-formable core generating ultimate power pushes.
BOOT COLLAR	ASYMMETRIC FLEX STANCE	Designed to allow the goalie to flex deeper into the stance and benefit from extremely quick recovery to stand back up.
TONGUE	TRITECH FLEX WITH MOLDED LACE-BITE PROTECTION	Advanced protection, comfort and the forward flex goalies need.
LINER	TOTALDRI PRO WITH DURAZONE ABRASION PROTECTION	High performance moisture-wicking material keeps feet dry and skates light.
MIDSOLE	LIGHTWEIGHT COMPOSITE MIDSOLE	Enhanced energy transfer platform for blade to boot interface.
FOOTBED	D30® COMFORT FOOTBED	Insole with extra comfort and support specifically for goalies.
HOLDER	ATTACK PROFILE HOLDER	Extra light goalie holder with low-rim design and highly reinforced toe and blade area to protect goalie and skate.
RUNNER	PROLITE 6 BLACK	High performance blade with oxide treatment for a longer edge life and a greater resistance to corrosion.



[SK908G] **HEAT MOLDABLE**
TACKS 9080
GOALIE SKATES

SIZES SR 6-12 EE FULL/HALF
 JR 3-5.5 EE FULL/HALF

QUARTER PACKAGE	3D-LASTED TECHNOLOGY	High-precision ergonomic skate boot giving players an excellent, locked-in feel.
MATERIAL	ROCKETFRAME COMPOSITE	NHL-caliber lightweight composite material.
STIFFNESS PERFORMANCE INDEX	170	Lightweight, rigid and thermo-formable core generating excellent power pushes.
BOOT COLLAR	ASYMMETRIC FLEX STANCE	Designed to allow the goalie to flex deeper into the stance and benefit from extremely quick recovery to stand back up.
TONGUE	TRITECH FLEX WITH MOLDED LACE-BITE PROTECTION	Advanced protection, comfort and the forward flex goalies need.
LINER	TOTALDRI PRO WITH DURAZONE ABRASION PROTECTION	High performance moisture-wicking material keeps feet dry and skates light.
OUTSOLE	CONCAVE REINFORCED TPU	Rigid design that helps energy transfer.
FOOTBED	CCM ORTHOLITE®	Goalie insole that helps with the energy transfer.
HOLDER	ATTACK PROFILE HOLDER	Extra light goalie holder with low-rim design and highly reinforced toe and blade area to protect goalie and skate.
RUNNER	PROLITE 6 BLACK	High performance blade with oxide treatment for a longer edge life and a greater resistance to corrosion.



[SK906G] **HEAT MOLDABLE**
TACKS 9060
GOALIE SKATES

SIZES SR 6-12 D FULL
 JR 1-5 D FULL

QUARTER PACKAGE	INJECTED TECHNOLOGY WITH SYNTHETIC COMPOSITE	Durable boot with structural stiffness.
STIFFNESS PERFORMANCE INDEX	135	Solid core for strong power pushes.
TONGUE	FELT TONGUE WITH EMBOSSED LACE-BITE PROTECTION	7mm felt with reinforcement layers for increased comfort and protection.
LINER	HD MICRO FIBER	Comfortable and high resistance to wear.
OUTSOLE	CONCAVE REINFORCED INJECTION	Rigid design that helps energy transfer.
FOOTBED	CCM FIT SYSTEM	Provides support and comfort.
HOLDER	PROLITE LO-CURVE	Extra light goalie holder with low-rim design and highly reinforced toe and blade area to protect goalie and skate.
RUNNER	PROLITE 6 STAINLESS	High performance blade with excellent edge life.



[HSBXSG] **[NEW]**
SB XSG HOLDER
 RIGHT / LEFT



[RXSGIP] **[NEW]**
SPEEDBLADE XSGI BLACK
 OXIDE
 PAIR



[CWLCP] **ATTACK PROFILE HOLDER**
 PAIR



[RXSGIB] **[NEW]**
SPEEDBLADE XSGI STAINLESS
 STAINLESS
 PAIR



[CWLPGS] **PROLITE GS COWLING**
 PAIR



[PLGSB] **GOALIE PROLITE G BLACK**
 OXIDE
 PAIR



[PLGS] **GOALIE PROLITE G**
 STAINLESS
 PAIR

SIZE CHART

SPEEDBLADE XSG [NEW]

BOOT	YOUTH	13	13.5	JUNIOR	1	1.5	2	2.5	3	3.5	4	4.5	5	5.5	SENIOR	6	6.5	7	7.5	8	8.5	9	9.5	10	10.5	11	11.5	12
		RUNNER SIZE			211	211			234			250				250		266			282			298				

ATTACK PROFILE HOLDERS & PROLITE GS COWLINGS

TACKS BOOT	YOUTH	13	13.5	JUNIOR	1	1.5	2	2.5	3	3.5	4	4.5	5	5.5	SENIOR	6	6.5	7	7.5	8	8.5	9	9.5	10	10.5	11	11.5	12									
		HOLDER			1	1			2			3				4			5			5		6			7			8			9			10	

EXTREME FLEX 4 STICK

[NEW]

The new Extreme Flex 4 goal stick line is the result of a close and long-standing collaboration with NHL goalies. By integrating Sigmatech ST into the shafts and blades and Innegra fiber into the paddle, the resulting level of performance and feel is unmatched in the industry.



APPROVED BY PRO


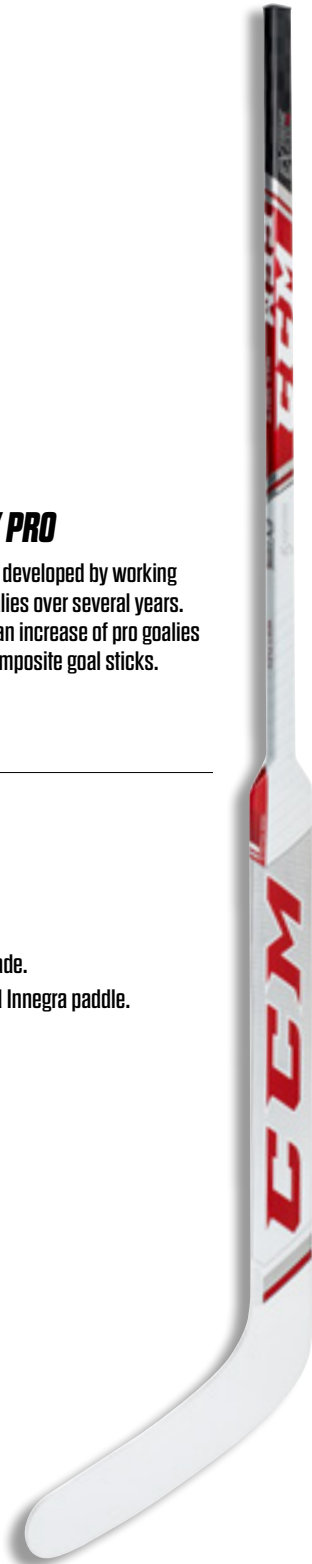
1

The new EFlex 4 was developed by working closely with NHL goalies over several years. This has resulted in an increase of pro goalies switching to CCM composite goal sticks.

LIGHTWEIGHT

2

- Thin paddle and blade.
- Sigmatech shaft and Innegra paddle.



OFFERING

CRAWFORD - L/R

COLORS:
WHT / GREY

SR: 27" / 26" / 25"
INT: 24"

[HSEF4C] [NEW]

EXTREME FLEX 4

SHAFT	SIGMATEX ST SHAFT	Developed by a world leader in aerospace technology specifically for CCM, this high-performance spread tow fabric features an innovative weaving process that provides lightweight strength and resilience.
PADDLE	INNEGRA FIBER PADDLE	This high-performance fiber provides extremely lightweight strength and vibration dampening.
GEOMETRY	SHAFT IMPROVEMENTS	New rounded shape and reinforced construction for greater corner strength and impact resistance.
TECHNOLOGY	ADDED FEEL	Dampening of vibrations due to ZeroFlux technology gives goalie better rebound control while providing great shooting and passing control.
CONSTRUCTION	COMPOSITE STRUCTURE FEATURING INNEGRA FIBER AND ZEROFLUX TECHNOLOGY	A lightweight, streamlined structure designed to diminish vibrations for uncompromised feel and rebound control.
GRIP	RE-DESIGNED AND IMPROVED STIKTAK GRIP	Optimized design features a raised grip for greater control.



OFFERING

CRAWFORD

SR: 27" / 26" / 25" - L/R
WHT / BLK

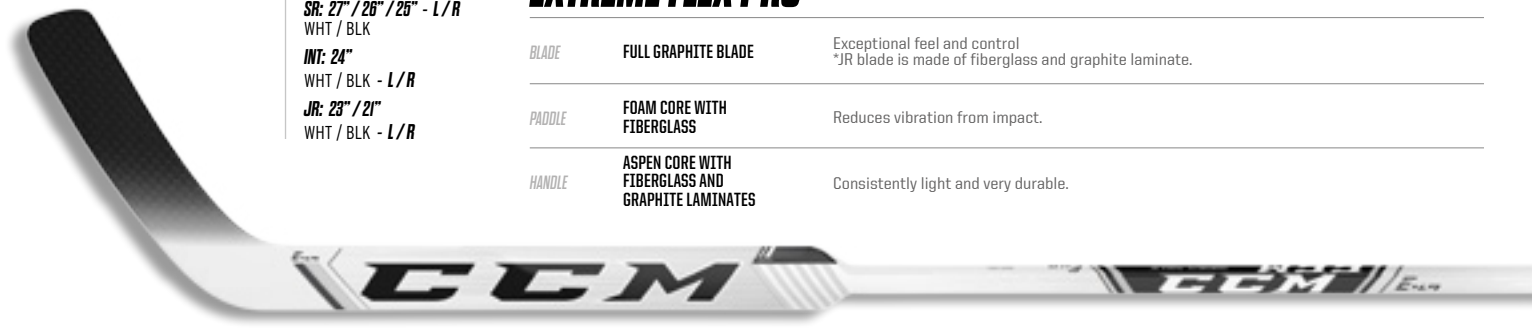
INT: 24"
WHT / BLK - L/R

JR: 23" / 21"
WHT / BLK - L/R

[HSEPROC] [NEW]

EXTREME FLEX PRO

BLADE	FULL GRAPHITE BLADE	Exceptional feel and control *JR blade is made of fiberglass and graphite laminate.
PADDLE	FOAM CORE WITH FIBERGLASS	Reduces vibration from impact.
HANDLE	ASPEN CORE WITH FIBERGLASS AND GRAPHITE LAMINATES	Consistently light and very durable.



OFFERING

CRAWFORD - L/R

SR: 26"
INT: 24"
JR: 23"

NATURAL / BLK

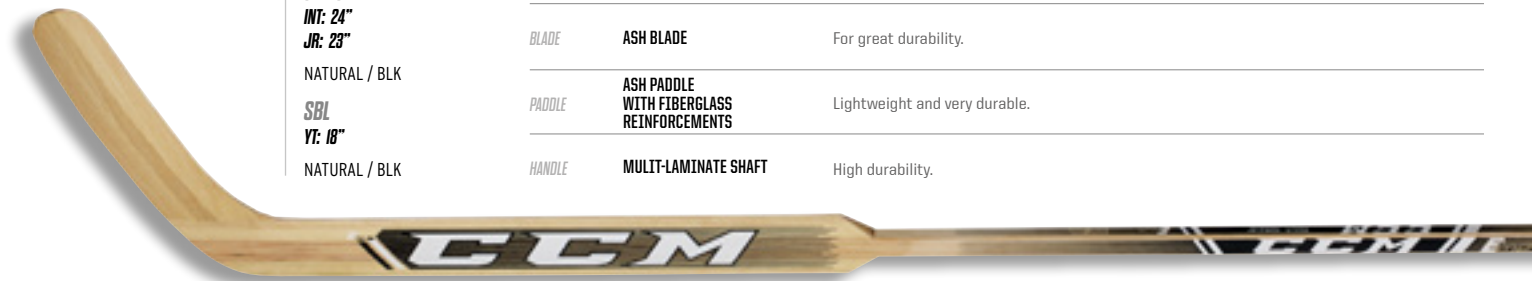
SBL
YE: 18"

NATURAL / BLK

[HSE45C] [NEW]

EXTREME FLEX 4.5

BLADE	ASH BLADE	For great durability.
PADDLE	ASH PADDLE WITH FIBERGLASS REINFORCEMENTS	Lightweight and very durable.
HANDLE	MULTI-LAMINATE SHAFT	High durability.



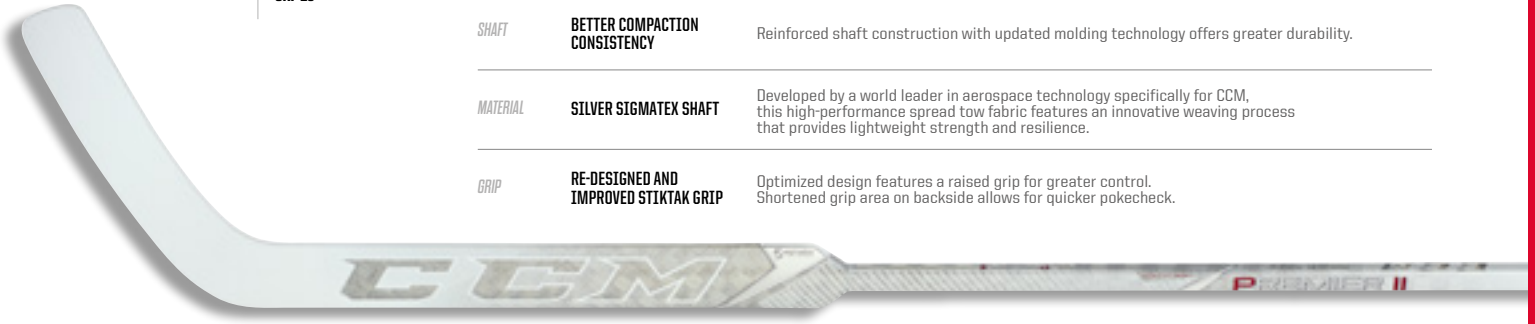
OFFERING

CRAWFORD - L/R
SR: 27" / 26" / 25"
INT: 24"
JR: 23"

[HSP22C]

PREMIER 2

CONSTRUCTION	COMPOSITE STRUCTURE FEATURING ZEROFLUX TECHNOLOGY	A lightweight structure designed to diminish vibrations for uncompromised feel and rebound control.
SHAFT	BETTER COMPACTION CONSISTENCY	Reinforced shaft construction with updated molding technology offers greater durability.
MATERIAL	SILVER SIGMATEX SHAFT	Developed by a world leader in aerospace technology specifically for CCM, this high-performance spread tow fabric features an innovative weaving process that provides lightweight strength and resilience.
GRIP	RE-DESIGNED AND IMPROVED STIKTAK GRIP	Optimized design features a raised grip for greater control. Shortened grip area on backside allows for quicker pokecheck.



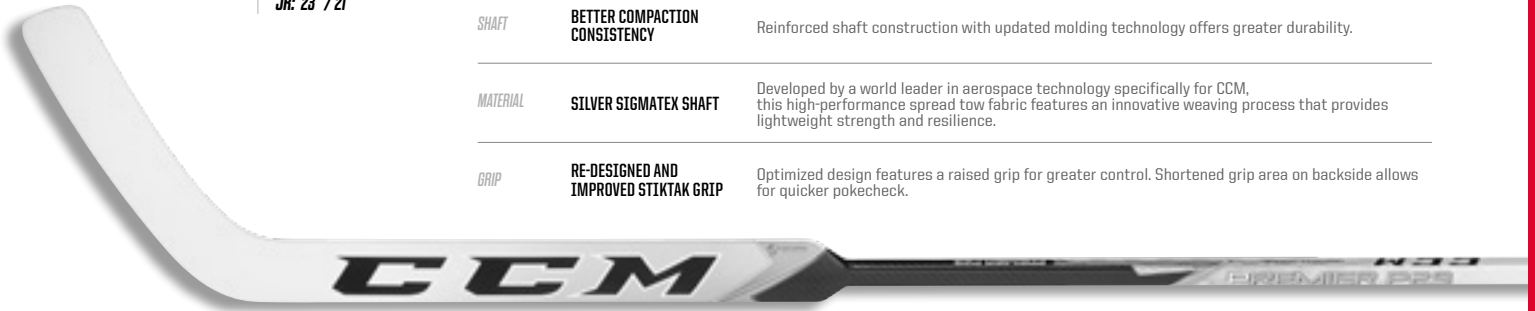
OFFERING

COLORS:
 WHITE / BLACK
CRAWFORD - L/R
SR: 27" / 26" / 25"
INT: 24"
JR: 23" / 21"

[HSR29C]

PREMIER P2.9

CONSTRUCTION	COMPOSITE STRUCTURE FEATURING ZEROFLUX TECHNOLOGY	A lightweight structure designed to diminish vibrations for uncompromised feel and rebound control.
SHAFT	BETTER COMPACTION CONSISTENCY	Reinforced shaft construction with updated molding technology offers greater durability.
MATERIAL	SILVER SIGMATEX SHAFT	Developed by a world leader in aerospace technology specifically for CCM, this high-performance spread tow fabric features an innovative weaving process that provides lightweight strength and resilience.
GRIP	RE-DESIGNED AND IMPROVED STIKTAK GRIP	Optimized design features a raised grip for greater control. Shortened grip area on backside allows for quicker pokecheck.



OFFERING

COLORS:
 WHITE / BLACK
CRAWFORD - L/R
SR: 27" / 26" / 25"
INT: 24"
JR: 23" / 21"

[HSR25C]

PREMIER P2.5

CONSTRUCTION	COMPOSITE STRUCTURE FEATURING ZEROFLUX TECHNOLOGY	A lightweight structure designed to diminish vibrations for uncompromised feel and rebound control.
GRIP	RE-DESIGNED AND IMPROVED STIKTAK GRIP	Optimized design features a raised grip for greater control. Shortened grip area on backside allows for quicker pokecheck.
DESIGN	COMBINATION OF MATTE FINISH WITH GRIP	All the great benefits of grip combined with the look and feel of matte finish.



GOALIE CURVE CHART



POSITION
SIZE
OPENESS
BENEFITS

HEEL
BIG
SLIGHTLY OPENED
DEEP CURVE TO HELP MOVE
THE PUCK UP QUICKLY.

CRAWFORD - P4
(182-2)

CUSTOMIZER

FOR MORE INFORMATION, PLEASE VISIT:
CCMHOCKEY.COM/EN/PRODUCT/GOALIE/CUSTOMIZER

PLEASE ASK YOUR REP TO BOOK CUSTOM STICKS
(BOOKING CUSTOMIZER)

FOAM CORE

EFLEX PRO [NEW]



COMPOSITE

[HSCE4SP]

EFLEX 4 [NEW]



PREMIER II



PREMIER PRO



PREMIER PRO LE CHEST PROTECTOR

[NEW]

Lightweight design with increased D30® smart material protection provides maximum coverage while allowing fluid movements in the crease. The Premier adjustable fit system delivers optimal comfort and trusted performance.

TRUSTED PERFORMANCE AND PROTECTION TO COVER MORE NET.



1

D30® TECHNOLOGY



Added sternum, bicep and forearm protection.

2

ADJUSTABLE FIT SYSTEM

Customize fit and weight balance.

3

SQUARE DESIGN

Amplified coverage.





[ABPREMLE] [NEW]
**PREMIER PRO LE
CHEST PROTECTOR**

SIZES SR S, M, L, XL

[ABRI.9LE] [NEW]
**PREMIER RI.9 LE
CHEST PROTECTOR**

SIZES SR S, M, L, XL
INT S, M, L

[ABRI.5LE] [NEW]
**PREMIER RI.5 LE
CHEST PROTECTOR**

SIZES JR S/M, L/XL

STERNUM	MOLDED D30® SMART MATERIAL Maximized protection.	STERNUM	PE FOAM Protection.	STERNUM	PE FOAM Protection.
SHOULDER WINGS	QUICK RELEASE VELCRO ADJUSTMENT Customized fit.	SHOULDER WINGS	QUICK RELEASE VELCRO ADJUSTMENT Customized fit.	SHOULDER WINGS	QUICK RELEASE VELCRO ADJUSTMENT Customized fit.
CHEST	MULTI-SEGMENTED HD/LD FOAMS Offers great mobility.	CHEST	MULTI-SEGMENTED PE FOAM Offers great mobility.	CHEST	MULTI-SEGMENTED PE FOAM Offers great mobility.
BICEP / ARMS	SQUARE DESIGN WITH MOLDED D30® SMART MATERIAL Maximized coverage with great level of protection.	BICEP / ARMS	SQUARE DESIGN Maximized coverage.	BICEP / ARMS	SQUARE DESIGN Maximized coverage.
ELBOW CAP	JDP® INJECTION MOLDED PE CAP Protection.	ELBOW CAP	JDP® INJECTION MOLDED PE CAP Protection.	ELBOW CAP	JDP® INJECTION MOLDED PE CAP Protection.
SHOULDER CAP	MOLDED HD FOAM WITH SKIN Optimized protection.	SHOULDER CAP	MOLDED HD FOAM Protection.	SHOULDER CAP	MOLDED HD FOAM Protection.

SIZING SPEC

SMALL: CHEST: 18" ARM: 18"	MEDIUM: CHEST: 19" ARM: 19"
LARGE: CHEST: 20" ARM: 20"	XLARGE: CHEST: 21" ARM: 21"

SIZING SPEC

SR	
SMALL: CHEST: 18" ARM: 18"	MEDIUM: CHEST: 19" ARM: 19"
LARGE: CHEST: 20" ARM: 20"	XLARGE: CHEST: 21" ARM: 21"

SIZING SPEC

S/M CHEST: 15" ARM: 15"	L/XL CHEST: 16" ARM: 16"
--------------------------------------	---------------------------------------

INT

SMALL: CHEST: 16" ARM: 17"	MEDIUM: CHEST: 17" ARM: 17"
LARGE: CHEST: 18" ARM: 18"	



BOOKING COLORS
(ABEFS2CC)



[ABEFS2]

EXTREME FLEX SHIELD II CHEST PROTECTOR

SIZES SR S, M, L, XL

SIZING SPECS	SMALL: CHEST: 18" ARM: 18"	MEDIUM: CHEST: 19" ARM: 19"	LARGE: CHEST: 20" ARM: 20"	XLARGE: CHEST: 21" ARM: 21"
--------------	----------------------------------	-----------------------------------	----------------------------------	-----------------------------------

STERNUM	3D MOLDED D30® SMART MATERIAL	Maximized protection.
SHOULDER WINGS	QUICK RELEASE VELCRO ADJUSTMENT	Customized fit.
CHEST	MULTI-SEGMENTED HD/LD FOAMS WITH REMOVABLE RIB PROTECTOR	Offers great mobility.
BICEP/FOREARM	COMPRESSION MOLDED HD FOAM	Offers great protection and mobility.
ELBOW	INDEPENDENT ADJUSTABLE ELBOW PROTECTOR	Customized fit.
SHOULDER CAP	COMPRESSION MOLDED HD FOAM	Maximizes coverage and protection.



[ABE2.9]

EXTREME FLEX SHIELD E2.9 CHEST PROTECTOR

SIZES SR S, M, L, XL

INT S, M, L

SIZING SPECS	SR SMALL: CHEST: 18" ARM: 18"	MEDIUM: CHEST: 19" ARM: 19"	LARGE: CHEST: 20" ARM: 20"	XLARGE: CHEST: 21" ARM: 21"	INT SMALL: CHEST: 16" ARM: 17"	MEDIUM: CHEST: 17" ARM: 17"	LARGE: CHEST: 18" ARM: 18"
--------------	-------------------------------------	-----------------------------------	----------------------------------	-----------------------------------	--------------------------------------	-----------------------------------	----------------------------------

STERNUM	MOLDED HD FOAM	Protection.
SHOULDER WINGS	QUICK RELEASE VELCRO ADJUSTMENT	Customized fit.
CHEST	MULTI-SEGMENTED HD/LD FOAMS WITH REMOVABLE RIB PROTECTOR	Offers great mobility.
BICEP/FOREARM	COMPRESSION MOLDED HD FOAM	Offers great protection and mobility.
ELBOW	INDEPENDENT ADJUSTABLE ELBOW PROTECTOR	Customized fit.
SHOULDER CAP	COMPRESSION MOLDED HD FOAM	Maximizes coverage and protection.



[ABE2.5]

EXTREME FLEX SHIELD E2.5 CHEST PROTECTOR

SIZES JR S/M, L/XL

SIZING SPECS	JR S/M CHEST: 15" ARM: 15"	L/XL CHEST: 16" ARM: 16"
--------------	----------------------------------	--------------------------------

STERNUM	PE FOAM	Protection.
SHOULDER WINGS	QUICK RELEASE VELCRO ADJUSTMENT	Customized fit.
CHEST	MULTI-SEGMENTED PE FOAM	Offers great mobility.
BICEP/FOREARM	PE FOAM	Offers great protection and mobility.
ELBOW	INDEPENDENT ADJUSTABLE ELBOW PROTECTOR	Customized fit.
SHOULDER CAP	COMPRESSION MOLDED PE FOAM	Maximizes coverage and protection.

REME
EX

CCM

CCM

D30
.....

PREMIER PRO LE GOAL PANT

[NEW]

The best fitting pant just got better with increased D30® smart material protection. Customize your fit and maximize your coverage with the revolutionary inner belt suspension system.



1

D30® TECHNOLOGY

Added protection.



2

INNER BELT


Amplified coverage.



3

EXTENDABLE LENGTH

1" custom added length.





[HPGPREMLE] **[NEW]**
PREMIER PRO LE
GOALIE PANT

SIZES SR S, M, L, XL

COLORS BLACK, NAVY

WAIST MOLDED HD / LD FOAM

LENGTH EXTENSION HIDDEN ZIPPER WITH 1" LENGTH EXTENDER

THIGH PROTECTION MOLDED HD FOAM WITH LIGHTWEIGHT EPE FOAM

HIP / GROIN PROTECTION MOLDED PLASTIC WITH LOW DENSITY FOAM / SEGMENTED D30® SMART MATERIAL

SPINE MOLDED EVA FOAM

MATERIAL 420D HIGH ABRASION NYLON WITH STRETCH ZONES

BELT INNER BELT SYSTEM

SIZING SPEC

SMALL: WAIST: 28"-32"	MEDIUM: WAIST: 32"-36"
LARGE: WAIST: 34"-38"	XLARGE: WAIST: 38"-42"



[HPGRI.9LE] **[NEW]**
PREMIER R1.9 LE
GOALIE PANT

SIZES SR S, M, L, XL
 INT S, M, L

COLORS BLACK, NAVY

WAIST MOLDED PE FOAM

LENGTH EXTENSION SR: N/A
 INT: HIDDEN ZIPPER WITH 1" LENGTH EXTENDER

THIGH PROTECTION MOLDED PLASTIC WITH PE FOAM

HIP / GROIN PROTECTION MOLDED PLASTIC WITH PE FOAM / SEGMENTED PE FOAM

SPINE MOLDED EVA FOAM

MATERIAL 400D NYLON WITH STRETCH ZONES

BELT INNER BELT SYSTEM

SIZING SPEC

SR	
SMALL: WAIST: 28"-32"	MEDIUM: WAIST: 32"-36"
LARGE: WAIST: 34"-38"	XLARGE: WAIST: 38"-42"
INT	
SMALL: WAIST: 27"-29"	MEDIUM: WAIST: 28"-30"
LARGE: WAIST: 29"-31"	



[HPGRI.5LE] **[NEW]**
PREMIER R1.5 LE
GOALIE PANT

SIZES JR S, M, L

COLORS BLACK, NAVY

WAIST MOLDED PE FOAM

LENGTH EXTENSION HIDDEN ZIPPER WITH 1" LENGTH EXTENDER

THIGH PROTECTION MOLDED PLASTIC WITH PE FOAM

HIP / GROIN PROTECTION MOLDED PLASTIC WITH PE FOAM / SEGMENTED PE FOAM

SPINE PE FOAM

MATERIAL 400D NYLON WITH STRETCH ZONES

BELT INNER BELT SYSTEM

SIZING SPEC

SMALL: WAIST: 22"-24"	MEDIUM: WAIST: 23"-25"
LARGE: WAIST: 24"-27"	



[HPGES2]

EXTREME FLEX SHIELD II GOALIE PANT

SIZES SR S, M, L, XL

SIZING SPECS **SMALL:** WAIST: 28"-32" **MEDIUM:** WAIST: 32"-36" **LARGE:** WAIST: 34"-38" **XLARGE:** WAIST: 38"-42"

WAIST	MOLDED SEGMENTED HD / LD FOAM
LENGTH EXTENSION	HIDDEN ZIPPER WITH 1" LENGTH EXTENDER
THIGH PROTECTION	MOLDED HD FOAM WITH LIGHTWEIGHT EPE FOAM
HIP/GROIN PROTECTION	MOLDED HD FOAM / SEGMENTED D30® SMART MATERIAL
SPINE	MOLDED HD FOAM
MATERIAL	420D HIGH ABRASION TEXTURED NYLON WITH STRETCH ZONES
BELT	INNER BELT SYSTEM
COLORS	BLACK, NAVY



[HPGE2.9]

EXTREME FLEX SHIELD E2.9 GOALIE PANT

SIZES SR S, M, L, XL

INT S, M, L

SIZING SPECS **SR** **SMALL:** WAIST: 28"-32" **MEDIUM:** WAIST: 32"-36" **LARGE:** WAIST: 34"-38" **XLARGE:** WAIST: 38"-42" | **INT** **SMALL:** WAIST: 27"-29" **MEDIUM:** WAIST: 28"-30" **LARGE:** WAIST: 29"-31"

WAIST	MOLDED SEGMENTED PE FOAM
LENGTH EXTENSION	SR: N/A INT: HIDDEN ZIPPER WITH 1" LENGTH EXTENDER
THIGH PROTECTION	MOLDED PLASTIC WITH PE FOAM
HIP/GROIN PROTECTION	MOLDED PE FOAM / SEGMENTED HD FOAM
SPINE	MOLDED HD FOAM
MATERIAL	400D NYLON WITH STRETCH ZONES
BELT	INNER BELT SYSTEM
COLORS	BLACK, NAVY



[HPGE2.5]

EXTREME FLEX SHIELD E2.5 GOALIE PANT

SIZES JR S, M, L

SIZING SPECS **JR** **SMALL:** WAIST: 22"-24" **MEDIUM:** WAIST: 23"-25" **LARGE:** WAIST: 24"-27"

WAIST	MOLDED SEGMENTED PE FOAM
LENGTH EXTENSION	HIDDEN ZIPPER WITH 1" LENGTH EXTENDER
THIGH PROTECTION	MOLDED PLASTIC WITH PE FOAM
HIP PROTECTION	MOLDED PE FOAM / SEGMENTED HD FOAM
SPINE	PE FOAM
MATERIAL	400D NYLON WITH STRETCH ZONES
BELT	JR: INNER BELT SYSTEM YT: N/A
COLORS	JR: BLACK, NAVY YT: BLACK ONLY



PRO GOALIE MASK

Enhanced protection and technology for the lightest CCM mask.

BY *Lefevre*



PRO LINER FEATURING D30® TECHNOLOGY

PRO NHL comfort with increased protection.



CARBON-TEK PROLITE SHELL

Lightweight design with carbon weave composite construction.



NEW OPTIMIZED PERIPHERAL VISION DESIGN

Increased vision to improve eye tracking.





WHITE



BLACK



Non-certified Cat-Eye*

[GFLPRO]

PRO GOALIE MASK

SIZING SPECS

SMALL:	21 1/8 - 23 1/4 / 55 - 59 CM
MEDIUM:	22 - 23 1/2 / 56 - 60 CM
LARGE:	22 1/2 - 24 1/2 / 57 - 61 CM
X-LARGE:	23 1/4 - 24 3/4 / 59 - 63 CM

HAT SIZE

SMALL:	6 7/8 - 7 1/8
MEDIUM:	7 - 7 1/8
LARGE:	7 1/8 - 7 3/8
X-LARGE:	7 3/8 - 7 7/8



SHELL	PRO CARBON FIBER
LINER	TRIPLE DENSITY VN WITH D30® SMART MATERIAL
CAGE COMPOSITION	STAINLESS STEEL
CAGE	** STRAIGHT BAR
CHIN CUP	PRO DUAL DENSITY FOAM CHIN CUP
SWEATBAND	TERRY CLOTH FABRIC
CERTIFICATIONS	CSA, HECC, CE

** Also available in Non-Certified Cat-Eye*
Replacement Cage: Certified Cat-Eye

* Products carrying a Non-Certified designation do not meet the certification requirements of CSA and HECC. Not for sale in Canada.



WHITE



BLACK

[GFLI.9]

1.9 GOALIE MASK

SIZING SPECS


SMALL:	21 1/8 - 23 1/4 / 54 - 58 CM
MEDIUM:	22 - 23 1/2 / 56 - 60 CM
LARGE:	22 1/2 - 24 1/2 / 61 CM

HAT SIZE

SMALL:	6 3/4 - 7 1/8
MEDIUM:	7 - 7 1/8
LARGE:	7 1/8 - 7 3/8



SHELL	GLASS FIBER
LINER	TRIPLE DENSITY VN AND I.Q.SHION FOAM
CAGE COMPOSITION	STAINLESS STEEL
CAGE	** STRAIGHT BAR
CHIN CUP	ADJUSTABLE VELCRO WITH DUAL DENSITY FOAM CHIN CUP
SWEATBAND	TERRY CLOTH FABRIC
CERTIFICATIONS	CSA, HECC, CE



Non-certified Cat-Eye*

** Also available in Non-Certified Cat-Eye*
Replacement Cage: Certified Cat-Eye

* Products carrying a Non-Certified designation do not meet the certification requirements of CSA and HECC. Not for sale in Canada.



WHITE



BLACK

[GFLI.5]

1.5 GOALIE MASK

SIZING SPECS

SR:	22 - 23 3/8 / 56 - 60 CM
JR:	20 1/8 - 22 1/8 / 53 - 58 CM
YT:	19 1/4 - 22 1/8 / 49 - 54 CM

HAT SIZE

SR:	7 - 7 1/8
JR:	6 3/8 - 7 1/4
YT:	6 1/8 - 6 3/4

SHELL	POLYCARBONATE
LINER	VN FOAM
CAGE COMPOSITION	CARBON STEEL
CAGE	STRAIGHT BAR
CHIN CUP	FOAM CHIN CUP
SWEATBAND	TERRY CLOTH FABRIC
CERTIFICATIONS	CSA, HECC, CE

Replacement Cage:
Certified Cat-Eye

GOALIE MASK



[GFMSTLSTR] *BOOKING ONLY
PRO STRAIGHT GOALIE CAGE

SIZES SR S, M/L, XL

[GFMSTLNGCE] **NON-CERTIFIED**
PRO CAT-EYE GOALIE CAGE

SIZES SR S, M/L, XL

[GFMSTLCCE] **CERTIFIED**
PRO CAT-EYE GOALIE CAGE

SIZES SR S, M/L, XL

[GFMCARSTR]
YOUTH STRAIGHT GOALIE CAGE

SIZES YT OSFA

CONSTRUCTION STAINLESS STEEL

CONSTRUCTION STAINLESS STEEL

CONSTRUCTION STAINLESS STEEL

CONSTRUCTION CARBON STEEL

CAGE STRAIGHT BAR DESIGN

CAGE *NON-CERTIFIED CAT-EYE

CAGE CERTIFIED CAT-EYE

CAGE STRAIGHT BAR

COLORS WHITE, CHROME

COLORS WHITE, CHROME

COLORS CHROME

COLORS CHROME

SIZES
XLARGE CAGE FITS: GFLPRO XL
M/L CAGE FITS: GFLPRO M AND L
 GFL1.9 M AND L
 GFL1.5 SR
SMALL CAGE FITS: GFLPRO SMALL
 GFL1.9 SMALL
 GFL1.5 JR

SIZES
XLARGE CAGE FITS: GFLPRO XL
M/L CAGE FITS: GFLPRO M AND L
 GFL1.9 M AND L
 GFL1.5 SR
SMALL CAGE FITS: GFLPRO SMALL
 GFL1.9 SMALL
 GFL1.5 JR

SIZES
XLARGE CAGE FITS: GFLPRO XL
M/L CAGE FITS: GFLPRO M AND L
 GFL1.9 M AND L
 GFL1.5 SR
SMALL CAGE FITS: GFLPRO SMALL
 GFL1.9 SMALL
 GFL1.5 JR

SIZES YT CAGE FITS: GFL1.5 YT

[ACMKIT]
ACCESSORY KIT



INCLUDES STRAPS AND SNAPS FOR GOALIE MASK
 Colors: beige, Black

SNAP & ELASTIC BAND

Adjustment goalie mask snap with elastic band for all CCM goalie mask models.

STRAPS

Adjustment goalie mask strap for all CCM goalie mask models.



[AGSWBD]
GOALIE SWEATBAND

SIZES Thick, Thin
 PACKS Packs: 3 units/kit
 Thick and Thin goalie mask sweatbands for all CCM goalie mask models.



[TGCCM]
GOALIE LEXAN THROAT GUARD

SIZES SR OSFA
 Pro design Lexan throat guard improves freedom of movement. Clear material with Anti-Fog allows greater visibility.



[ACCHINGCM]
CHIN CUP

Chin cup for all CCM goalie mask models.



GOALIE BAGS



BLACK

[EBGPROWH] **[NEW]**
**PRO WHEELED
 GOALIE BAG**

SIZES *LARGE* 44" L X 24" H X 24" W
 (VOLUME: 25,344 INCH³)

MEDIUM 40" L X 20" H X 20" W
 (VOLUME: 16,800 INCH³)

MATERIALS	1680D POLYESTER WITH HEAVY DUTY TARPULIN
WHEELS	3 ALL-TERRAIN WHEELS
COMPARTMENTS	U-OPENING
HANDLES	MULTIPLE REINFORCED EXTERIOR GRAB HANDLES
ACCESSORIES	SIDE INTERIOR POCKET / PLAYER ID POCKET
COLOR	BLACK



RED

[EBGPROCORE] **[NEW]**
**PRO CORE
 GOALIE BAG**

SIZES *LARGE* 42" L X 20" H X 20" W
 (VOLUME: 16,800 INCH³)

MATERIALS	PRO TOP-QUALITY 600D POLYESTER CONSTRUCTION
COMPARTMENTS	2 LARGE INTERNAL ACCESSORY POCKETS
EXTERIOR	ONE REMOVABLE SIDE PANEL FOR LOGO EMBELLISHMENT
HANDLES	REINFORCED WEBBED CARRYING HANDLES AT EACH END
ACCESSORIES	PLAYER ID POCKET
COLORS	BLACK, NAVY, RED



NAVY



BLACK

GOALIE ACCESSORIES



[GJPRO] **[NEW]**
GOALIE JOCK PRO

SIZES *SR* 30"-38"

FEATURES

- Molded double cup protection
- Soft comfort padding
- Waist foam protection
- Adjustable waist attachment



[GJ1.9] **[NEW]**
GOALIE JOCK 1.9

SIZES *SR* 30"-38"

INT 26"-30"

JR 22"-26"

FEATURES

- Molded single cup protection
- Soft comfort padding
- Waist foam protection
- Adjustable waist attachment



[GJILLPRO] **[NEW]**
GOALIE JILL

SIZES *WOMEN* 28" - 34"

GIRL 22" - 26"

FEATURES

- Molded pelvic protection
- Soft comfort padding
- Waist foam protection
- Adjustable waist fit



[TCPRO]
**BNQ SHIRT STYLE
THROAT COLLAR**

SIZES	SR	L/XL	-	34 cm - 43 cm
	JR	S/M	-	26 cm - 35 cm

FEATURES Mesh shirt with ballistic nylon coverage
Soft comfortable neck coverage
Sternum and clavicle protection
CE & BNQ certified



[TC500]
**BNQ
THROAT COLLAR**

SIZES	SR	M/L/XL	-	30 cm - 43 cm
	JR	S/M	-	26 cm - 35 cm

FEATURES Articulating protection
Soft comfortable neck coverage
CE & BNQ certified



[KPPROCCM] **DESIGNED BY LEFEVRE**
**PRO GOALIE KNEE
PROTECTOR**

SIZES	SR
-------	----

FEATURES Injection molded knee protection
Articulating hinge thigh and knee design
Elastic grip prevents slipping
Fits with KPBELT



[KPI.9]
**1.9 GOALIE KNEE
PROTECTOR**

SIZES	SR
	INT

FEATURES Round PE molded knee protection
Deep knee support
Elastic grip prevents slipping
Fits with KPBELT



[KPI.5]
**1.5 GOALIE KNEE
PROTECTOR**

SIZES	SR
	JR
	YT

FEATURES Square Foam knee protection
Deep knee support
Elastic grip prevents slipping
Fits with KPBELT



[KPBELT]
**GOALIE KNEE
PROTECTOR WAISTBAND**

SIZES	SR	30" - 42"
	JR	22" - 28"

FEATURES 2.5 heavy duty stretch with adjustable Velcro waistband.
Extra durable 1.25" thigh straps with adjustable buckle.





APPAREL



12
BLACK



T9
NAVY



05
RED

[FZHOOD]
**LOCKER ROOM
FULL ZIP HOOD**



SIZES SR XS - XXL
JR 120 - 160 cl

BODY	Side zipper pockets, lined hood with bungee adjustments (SR only). Elastic binding at the body and sleeve openings.	CONTENT	96% Polyester / 4% Spandex Stretch tech fleece with moisture wicking
LOGO	Strategically positioned CCM heat transfer Provides maximum embellishment zone.		



12
BLACK



T9
NAVY



05
RED

[LZZIP]
**LOCKER ROOM
SUIT 1/4 ZIP**



SIZES SR XS - XXL
JR 120 - 160 cl

BODY	Tactical DRY. YKK vision zipper at CF. Elastic binding at body and sleeve hem.	CONTENT	96% polyester 4% spandex tech fleece w/ moisture wicking
LOGO	CCM heat transfer		



12
BLACK



T9
NAVY



05
RED

[LRTOP]
**LOCKER ROOM
SUIT TOP**



SIZES SR XS - XXL
JR 120 - 160 cl

BODY	Tactical DRY. Elastic binding at body and sleeve hem.	CONTENT	96% polyester 4% spandex tech fleece w/ moisture wicking
LOGO	CCM screen print		



12
BLACK



05
RED

[LRPANT]
**LOCKER ROOM
SUIT PANT**



SIZES SR XS - XXL
JR 120 - 160 cl

BODY	Tactical DRY. Adjustable waistband with drawcord. Side pockets. CCM jacquard elastic at inner waistband. Elastic binding at hem opening.	CONTENT	96% polyester 4% spandex tech fleece w/ moisture wicking
LOGO	CCM heat transfer		



[J7379]
ANORAK JACKET



SIZES SR XS - XXL
JR 120 - 160cl

BODY/INSIDE

Light weight stretch woven fabric with printed film, ¼ zip center front and adjustable hood. Front kangaroo pocket with zippers with reflective tape, fleece inserts at underarm and back for added comfort and mobility. Laser cut holes at the underarm for better breathability, bungee adjustable body hem and elastic cuff at the sleeve openings.

Jersey fabric on the inside collar.

LOGO

Strategically positioned CCM embroideries. Provides full front and back embellishment zones.

CONTENT

100% polyester, 155 gsm
Repels water and prevents static cling.



[J3391]
SHELL JACKET



SIZES SR XS - XXL
JR 120 - 160cl

BODY/INSIDE

Light weight stretch woven fabric with printed film, full zip center front with side pockets with zippers with reflective tape, fleece inserts at underarm and back for added comfort and mobility. Laser cut holes at the underarm for better breathability. Elastic cuff at the sleeve openings. Jersey fabric on the inside collar

LOGO

Strategically positioned CCM embroideries. Provides full front and back embellishment zones.

CONTENT

100% polyester, 155gm. Repels water and prevents static cling.



[PN7494]
SHELL PANT



SIZES SR XS - XXL
JR 120 - 160cl

BODY/INSIDE

Light weight stretch woven fabric with printed film, full upper back with tech fleece for greater breathability and added comfort. Side zipper pockets, adjustable waistband with drawcords, reflective tape on the back knees, laser cut holes at knee for added breathability. Adjustable leg opening with bungee. Ref. to the sizing chart for inseam length.

Exposed CCM jacquard elastic waistband.

LOGO

Strategically positioned CCM embroidery.

CONTENT

100% polyester, 155 gsm.
Repels water and prevents static cling.



[P5597]
TEAM POLO



SIZES SR XS - XXL

BODY/INSIDE

Straight set in sleeves, Rib knit collar and cuff, Trim fit, 2 bottoms placket.

LOGO

Strategically positioned CCM heat transfer front logo. Provides left front and back embellishment zones.

CONTENT

100% Polyester 140gsm with moisture wicking.



12
BLACK



T9
NAVY



05
RED

[HDJACKET]
**HD SUIT
JACKET**



SIZES SR XS - XXL

JR 120 - 160 cl

BODY Tactical DEGREE. Adjustable body hem with bungee. Superior mesh lining quality. Heavy duty CF YKK zipper.

LOGO Flat embroidery

INSIDE Fellex 80g.

CONTENT 100% polyester, 130gsm



12
BLACK



T9
NAVY

[HDPANT]
**HD SUIT
PANT**



SIZES SR XS - XXL

JR 120 - 160 cl

BODY Tactical DEGREE. Adjustable waistband with drawcord. YKK zipper.

LOGO Flat embroidery

INSIDE Fellex 80g.

CONTENT 100% polyester, 130gsm



12
BLACK



19
GREY

[F7784]
**HOCKEY
HOODY**

SIZES SR S - XXL

JR S - XL

BODY Kangaroo style pocket, lined hood with skate lace

CONTENT 50% Polyester / 50% Cotton - 305g - Rib 280g, Ultimate comfort.

LOGO CCM applique with embroidery



12
BLACK



T9
NAVY

[PN7534]
**TEAM SWEAT
PANT**

SIZES SR XS - XXL

JR 120 - 160 cl

BODY Relaxed.

CONTENT 50% Cotton, 50% Polyester, 305 gsm

LOGO Embroidery

12
BLACK



[WINTJ]
**WINTER
JACKET**



SIZES SR XS - XXL
JR 120 - 160cl

*BODY/
INSIDE*

Zipper pockets with reflective tape, adjustable body hem with bungee. Adjustable sleeve opening with velcro, thick rib knit cuffs. Detachable hood with zipper, adjustable hood opening with bungee (SR only).
150gsm insulation, microfleece inside collar. An interior zipper for greater post embellishment access and inner drop-in pocket with velcro closure.

LOGO

Strategically positioned CCM embroideries Provides full front and back embellishment zones.

CONTENT

100% polyester, 130gsm (Black, True Navy) & 150gsm (Dark Grey Heather)

12
BLACK



[WINTP]
**WINTER
PARKA**



SIZES SR XS - XXL

*BODY/
INSIDE*

Tactical DEGREE. Adjustable, elasticized waist drawcord. Adjustable hood opening with bungee. Heavy duty center front YKK 2-way zipper. Hand warmer pockets at chest.

Fellex 340g body, 150g slv and hood.

LOGO

Flat embroidery.

CONTENT

100% polyester, 130gsm

12
BLACK



[BOMBER]
**BOMBER
JACKET**



SIZES SR XS - XXL

*BODY/
INSIDE*

Tactical DEGREE. Rib collar, cuffs and waistband. Contrast center front and pocket zippers. Center front and pockets YKK zipper.

Fellex, 60gsm

LOGO

Flat embroidery.

CONTENT

100% polyester, 130gsm

12
BLACK



[SS3756]
**SHOWER
SANDAL**

SIZES EUR 36 - 46

BODY

This sandal offers a quick drying ease with a foot bed designed for extra comfort. Eva Lightweight cushioning shower sandal is great for the locker room.

LOGO

Printed CCM Logo

CONTENT

100% Polyester

TEAM CORE



12
BLACK



T9
NAVY



05
RED

[TTEE] TEAM TRAINING TEE



SIZES SR XS - XXL
JR 120 - 160 cl

BODY Tactical DRY

CONTENT 56% Cotton, 40% Polyester, 4% Spandex, 165gsm, Moisture wicking

LOGO Heat transfer



12
BLACK

[S5653] TEAM TRAINING SHORT



SIZES SR S - 2XL
JR 120 - 160cl

BODY Exposed CCM jacquard elastic adjustable waistband with drawcord, open side pockets. 10" inseam length.

LOGO Strategically positioned CCM heat transfer.

CONTENT 93% Polyester / 7% Spandex jersey with moisture wicking - 210 gsm.



[DRYLANDKIT] DRYLAND KIT



SIZES SR S - 2XL
JR 120 - 160cl

BODY Short sleeve shirt, shorts, socks are Tactical Dry moisture management. straight set in sleeves, round neck, treatment

LOGO Screen print

BAG Gym bag with header card

CONTENT Tee: 89%poly/11%spdx, 175gsm. Short: 50%poly/38%cttn/12%rayon, 180gsm. Socks: 80%cttn/20%nylon. Bag: 100% PU



12
BLACK

[UNDERWEAR] ONE PIECE UNDERWEAR

SIZES SR S - XXL
JR 120 - 170

BODY One-piece integrated design, straight set in sleeves, center front zipper, round neck

CONTENT 65% Cotton / 35% Polyester - 190g

LOGO CCM Screen print



12
BLACK



T9
NAVY



05
RED

[C3723]
**TEAM ADJUSTABLE
CAP**

SIZES SR OSFA
YT OSFA

LOGO Big logo on front.

COLORS Black, Navy, Red



12
BLACK



T9
NAVY



05
RED

[C3722]
**TEAM FLEXFIT
CAP**

SIZES SR S/M, L/XL

LOGO Big logo on front.

COLORS Black, Navy, Red



12
BLACK

[C6290]
**TEAM KNIT
BEANIE**

SIZES SR OSFA

BODY Ribbed knit beanie.

CONTENT 100% Acrylic

LOGO Raised embroidered CCM front logo.



12
BLACK
*SIDE VIEW SHOWN

[C6990]
**TEAM FLEECE
POM KNIT**

SIZES SR OSFA

BODY Cuffed knit with a soft polar fleece lining and whitejacquard stripes. Chunky multi-color pom and ribbed cuff.

CONTENT 100% Acrylic

LOGO Raised embroidered CCM side logo.

COMPRESSION APPAREL



[PERFCOMPLS]

PERFORMANCE LONG SLEEVE COMPRESSION TOP

SIZES *SR* S - XXL
JR S - XL

BODY	Odor resistant. Moisture wicking. Breathable mesh	CONTENT	85% Polyester, 15% Spandex
FIT	4-way stretch		



[CSSTEE]

COMPRESSION SHORT SLEEVE TOP

SIZES *SR* S - XXL
JR S - XL

BODY	Dry and cool with breathable mesh. Odor resistant	CONTENT	85% Polyester, 15% Spandex
FIT	Anatomical fit		



[CLSGRIP]

COMPRESSION LONG SLEEVE TOP WITH GEL APPLICATION

SIZES *SR* S - XXL
JR S - XL

BODY	Dry and cool with breathable mesh. Odor resistant	CONTENT	85% Polyester, 15% Spandex
FIT	Anatomical fit		



[CLS360]

PRO 360 COMPRESSION LONG SLEEVE TOP

SIZES *SR* S - XXL
JR S/M, L/XL

BODY	BASE360 Cut compression zones	CONTENT	85% Polyester, 15% Spandex
FIT	Anatomical fit		



[CP360JOCK]

PRO 360 COMPRESSION PRO PANT WITH JOCK/TABS

SIZES *SR* S - XXL
JR S - XL

BODY	BASE360 Cut compression zones	CONTENT	85% Polyester, 15% Spandex
FIT	Anatomical fit		



[CSJOCK]
COMPRESSION SHORT WITH JOCK/TABS

SIZES SR S - XXL

JR S - XL

BODY Dry and cool with breathable mesh.
Odor resistant

CONTENT 85% Polyester, 15% Spandex

FIT Anatomical fit



[CSJILL]
COMPRESSION SHORT WITH JILL/TABS

SIZES SR S - XXL

BODY Dry and cool with breathable mesh.
Odor resistant

CONTENT 85% Polyester, 15% Spandex

FIT Anatomical fit



[CPJOCK]
COMPRESSION PANT WITH GEL APPLICATION/ JOCK/TABS

SIZES SR S - XXL

JR S - XL

BODY Dry and cool with breathable mesh.
Odor resistant

CONTENT 85% Polyester, 15% Spandex

FIT Anatomical fit



[CPJILL]
COMPRESSION PANT WITH JILL/TABS

SIZES SR S - XXL

BODY Dry and cool with breathable mesh.
Odor resistant

CONTENT 85% Polyester, 15% Spandex

FIT Anatomical fit



[COMPRPANT]
COMPRESSION PANT WITH GEL APPLICATION

SIZES SR S - XXL

BODY Dry and cool with breathable mesh.
Odor resistant

CONTENT 85% Polyester, 15% Spandex

FIT Anatomical fit



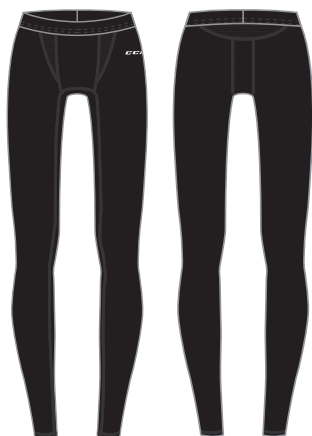
[PCSHORT]
**PERFORMANCE
COMPRESSION SHORT**

SIZES SR S - XXL

BODY Odor resistant. Moisture wicking

CONTENT 85% Polyester, 15% Spandex

FIT 4-way stretch.



[PCPANT]
**PERFORMANCE
COMPRESSION PANT**

SIZES SR S - XXL

JR S - XL

BODY Odor resistant. Moisture wicking

CONTENT 85% Polyester, 15% Spandex

FIT 4-way stretch.



[PADDGLS]
**PADDED GOALIE
LONG SLEEVE TOP**

SIZES SR S - XXL

JR S/M, L/XL

BODY Dry and cool. Odor resistant. Breathable mesh. Padded protection zones

CONTENT 85% Polyester, 15% Spandex

FIT Stretch.



[CPANT360]
**PRO 360 GOALIE
PANT**


SIZES SR S - XXL

JR S - XL

BODY BASE360 cut protection zones. Dry and cool. Odor resistant

CONTENT 85% Polyester, 15% Spandex

FIT Anatomical fit



[PLSS]
**PERFORMANCE SHORT SLEEVE
 LOOSE FIT TOP**

SIZES SR S - XXL

BODY Odor resistant. Moisture wicking

CONTENT 95% Polyester, 5% Spandex

FIT Athletic fit



[PLLS]
**PERFORMANCE LONG SLEEVE
 LOOSE FIT TOP**

SIZES SR S - XXL

BODY Odor resistant. Moisture wicking

CONTENT 95% Polyester, 5% Spandex

FIT Athletic fit



[PLSHORT]
**PERFORMANCE
 LOOSE FIT SHORT**

SIZES SR S - XXL

BODY Odor resistant. Moisture wicking

CONTENT 95% Polyester, 5% Spandex

FIT Athletic fit



[PLPANT]
**PERFORMANCE
 LOOSE FIT PANT**

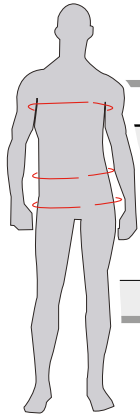
SIZES SR S - XXL

BODY Odor resistant. Moisture wicking

CONTENT 95% Polyester, 5% Spandex

FIT Athletic fit

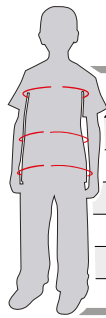
SIZING GUIDE



MEN BODY MEASUREMENTS (measurements shown are in inches)

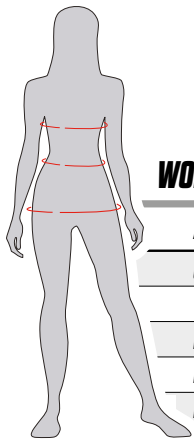
ALPHA SIZE	2XS	XS	S	M	L	XL	2XL	3XL
CHEST CIRCUMFERENCE	31 1/2 - 34	34 - 36 1/4	36 1/4 - 39 3/8	39 3/8 - 42 1/2	42 1/2 - 46 1/2	46 1/2 - 51	51 - 56	56 - 60 5/8
WAIST CIRCUMFERENCE	26 3/4 - 29	29 - 31 1/2	31 1/2 - 34 5/8	34 5/8 - 37 3/4	37 3/4 - 41 3/4	41 3/4 - 47	47 - 52	52 - 57
HIPS CIRCUMFERENCE	32 1/4 - 33 1/2	33 1/2 - 34 1/2	34 1/2 - 36	36 - 39	39 - 42	42 - 45 5/8	45 5/8 - 53	53 - 57
INSEAM (SKATE PANT)	-	29 1/2	30	30 1/2	31	31 1/2	32	32 1/2
INSEAM (CUFFED PANT)	-	29 1/2	29 1/2	29 1/2	29 1/2	29 1/2	29 1/2	29 1/2

NUMERIC SIZE	28	30	32	34	36	38	40
WAIST CIRCUMFERENCE	29 1/2	31 1/2	33 1/2	35 1/2	37 1/2	39 1/2	41 1/2
INSEAM (PN7386)	32	34	34	34	34	34	34
INSEAM (S7386)	9	10	10	10	10	10	10



YOUTH BODY MEASUREMENTS (measurements shown are in inches)

AGE GROUP / SIZE	3 - 5 / 2XS	5 - 7 / XS	7 - 9 / S	9 - 11 / M	11 - 13 / L	13 - 15 / XL
CHEST CIRCUMFERENCE	22 - 24	24 - 25 1/4	25 1/4 - 28	28 - 30 3/4	30 3/4 - 34	34 - 36
WAIST CIRCUMFERENCE	21 1/2 - 22	22 - 23 1/4	23 1/4 - 25	25 - 26 3/4	26 3/4 - 28 3/4	28 3/4 - 30
HIPS CIRCUMFERENCE	23 5/8 - 25 1/4	25 1/4 - 26 3/4	26 3/4 - 29 1/4	29 1/4 - 32	32 - 35	35 - 37
INSEAM (SKATE PANT)	18	20	22	24	27	29
INSEAM (CUFFED PANT)	15 7/8	18 1/2	21 3/8	23 5/8	25 3/4	28 1/8
INSEAM (SHORTS)	5	6 1/8	6 1/2	7 3/8	8	8 5/8



WOMEN BODY MEASUREMENTS (measurements shown are in inches)

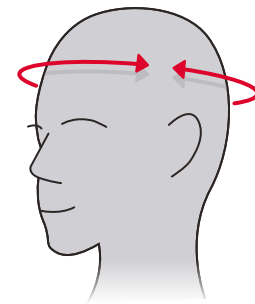
ALPHA SIZE	XS	S	M	L	XL
CHEST CIRCUMFERENCE	32 1/4 - 34 5/8	34 5/8 - 37	37 - 39 3/4	39 3/4 - 43	43 - 46 1/2
WAIST CIRCUMFERENCE	26 - 28 3/8	28 3/8 - 30 3/4	30 3/4 - 33 1/2	33 1/2 - 37	37 - 41
HIPS CIRCUMFERENCE	36 - 38 1/4	38 1/4 - 40 1/2	40 1/2 - 43 1/4	43 1/4 - 46	46 - 49 1/4
INSEAM SKATE PANT	30 1/2	30 1/2	30 1/2	30 1/2	30 1/2
INSEAM LEGGING	26 1/2	27	27 1/2	28	28 1/2

MEASUREMENT FOR ADULT HEADWEAR

INCHES	CM	HAT SIZE		
		FITTED	FULL FLEX	ADJUSTABLE
21 1/4	53.9	6 3/4	S/M	ONE SIZE (OSFA)
21 5/8	54.9	6 7/8		
22	55.9	7		
22 3/8	56.8	7 1/8		
22 3/4	57.8	7 1/4	L/XL	
22 1/8	58.7	7 3/8		
23 1/2	59.7	7 1/2		
23 7/8	60.6	7 5/8	XL/XXL	
24 1/4	61.6	7 3/4		
24 5/8	62.5	7 7/8		
25	63.5	8 1/4		

YOUTH HAT SIZE REFERENCE

FLEX = 52-58 cm
ADJ = 53-55 cm



APPAREL FEATURES



PUT SWEAT IN ITS PLACE
TACTICAL DRY WICKS MOISTURE AWAY
FROM YOUR SKIN, HELPING YOU STAY
DRYER AND COMFORTABLE



YOUR BODY IS AN AMAZING HEAT SOURCE
TACTICAL DEGREE TRAPS BODY HEAT
AND LETS SWEAT ESCAPE



STAY COOL AND COMFORTABLE
TACTICAL COOL USES VENTILATION,
MOISTURE MANAGEMENT AND FABRIC
CONSTRUCTION TO HELP AID THE
RELEASE OF HEAT



TACTICAL RESISTANT USES AN
ANTI-MICROBIAL AGENT
THAT HELPS CONTROL ODOR
FOR OPTIMAL FRESHNESS
OF YOUR GEAR

Body sizing: Size specifications are based on body sizing measurements. Use this size chart as a guideline when ordering, allow enough room for ease of movement. Sleeve Length: Measure from the center back of the neck, over the point of shoulder and down the outer side of the arm to the wrist bone. Chest: Measure just under the arms. Waist: Loosely measure the narrowest circumference of the waist. Size charts are for reference only. Fit may vary depending on the construction and materials.



GAMWEAR

6000 PRACTICE SERIES

The QuickLite 6000 Practice Series is engineered with Tactical Dry technology which keeps the player cool and dry while preserving stamina. Easy to decorate and offers an extensive color assortment for all your association needs.

- HIGH PERFORMANCE, BREATHABLE FABRIC
- MESH INSERTS FOR HIGHER VENTILATION
- ERGONOMIC ARM
- TACTICAL DRY MOISTURE WICKING
- OPTIMAL COLOR FASTNESS & SNAG RESISTANCE



COLOR OPTIONS

[6000]

6000 PRACTICE JERSEY

SIZES SR M, L, XL, SRG

JR L/XL, G

FEATURES

Next Generation stretch collar for added comfort
 Tactical Dry Moisture Wicking
 Consistent fit through all styles
 Woven neck tape & size label
 Embroidered CCM, front and back

FABRIC

100% Polyester, 165gsm
 Mid-Weight QLT Knit



01.12 - WHITE / BLACK



05.01 - RED / WHITE



09.01 - NAVY / WHITE



12.01 - BLACK / WHITE



78.01 - MYSTIC GREY / WHITE
 *GOALIE ONLY



13.01 - DARK GREEN / WHITE



20.01 - SUNFLOWER / WHITE

5000 PRACTICE SERIES

The Quicklite 5000 Practice Series is the perfect go-to jersey for players of any age. Offering a wide array of colors, this simple design makes it easy to decorate without compromising color fastness and quality.

- HIGH PERFORMANCE, BREATHABLE FABRIC
- OPTIMAL COLOR FASTNESS
- SNAG RESISTANCE



COLOR OPTIONS

[5000]

5000 PRACTICE JERSEY

SIZES SR M, L, XL, INTG, SRG
JR S/M, L/XL, G

FEATURES

V-neck collar keeps its shape after wash and wear.
Consistent through all styles.
Woven neck tape & size label.
Embroidered CCM.

FABRIC

100% Polyester, 135gsm
QLT Knit



01 - WHITE



05 - RED



08 - ROYAL



12 - BLACK



78 - MYSTIC GREY
*GOALIE ONLY



13 - DARK GREEN



20 - SUNFLOWER

GAMEWEAR



[SX8000]

SX8000 GAME SOCK

SIZES SR 30" INT 27" JR 24"

FABRIC 100% Polyester, 200gsm QLT Knit

FEATURES Tactical Dry moisture wicking
Two Velcro fasteners keep sock in place
Interlock inserts for increased stretch, comfort and mobility
Interlock ankle holds pads, enhances fit and maintains shape
31 NHL team patterns available
CCM embroidered logo



COLOR OPTIONS

BUFFALO



COLOMBUS



DETROIT



LOS ANGELES



NEW JERSEY



PITTSBURGH



TAMPA BAY





[SX6000]

SX6000 PRACTICE SOCK

SIZES SR 30" INT 27" JR 24"

FABRIC 100% Polyester, 200gsm
High performance, breathable QLT Knit

- FEATURES**
- Tactical Dry moisture wicking.
 - Two Velcro fasteners keep sock in place.
 - Interlock inserts for increased stretch, comfort and mobility.
 - Interlock ankle holds pads, enhances fit and maintains shape.
 - CCM embroidered logo.



[S100P]

S100P KNIT SOCK

SIZES SR 28" INT 24" JR 20"

FABRIC 100% Polyester, 620gsm

- FEATURES**
- Elasticized ankle holds pads, enhances fit.
 - CCM woven sizing label.
 - Made in Canada.

COLOR OPTIONS



01 - WHITE



05 - RED



08 - ROYAL



09 - NAVY



12 - BLACK



13 - DARK GREEN



20 - SUNFLOWER



CCM

CCM



BAGS & ACCESSORIES

BAGS

BLACK



RED NAVY
BOOKING ONLY

[EBP390WH] **[NEW]** 390 PLAYER WHEELED BACKPACK

SIZES 18" L X 26" H X 17" W
(VOLUME: 7,956 INCH³)

MATERIALS	600D & 420D HONEYCOMB RIPSTOP POLYESTER REINFORCED WITH BOTTOM TARPAULIN FABRIC
WHEELS	ALL-TERRAIN WHEELS
COMPARTMENTS	MAIN COMPARTMENT WITH SIDE SKATE POCKETS AND FRONT ACCESSORY POCKET
BACKING	2 PADDED AND REINFORCED BACKPACK STRAPS
HANDLES	RETRACTABLE BRANDED PULL HANDLE
ACCESSORIES	PLAYER ID POCKET
COLORS	BLACK, BLACK/RED, NAVY/WHITE

BLACK



[EBP380WH] **[NEW]** 380 PLAYER DELUXE WHEELED BAG

SIZES 37" L X 19" H X 16.5" W
(VOLUME: 11,600 INCH³)

MATERIALS	600D & 420D HONEYCOMB RIPSTOP POLYESTER REINFORCED WITH BOTTOM TARPAULIN FABRIC
WHEELS	ALL-TERRAIN WHEELS
COMPARTMENTS	MAIN COMPARTMENT WITH 2 END SKATE POCKETS
HANDLES	REINFORCED WEBBED SIDE AND END CARRY HANDLES
INTERNAL	WIDE MESH ZIPPERED LAUNDRY POCKET
ACCESSORIES	INTERNAL ACCESSORY POCKET & PLAYER ID POCKET
COLORS	BLACK

BLACK



[EBP370WH] **[NEW]** 370 PLAYER BASIC WHEELED BAG

SIZES **LARGE** 37" L X 19" H X 16.5" W
(VOLUME: 11,600 INCH³)

MEDIUM 33" L X 17" H X 15.5" W
(VOLUME: 8,695 INCH³)

MATERIALS	600D & 420D HONEYCOMB RIPSTOP POLYESTER REINFORCED WITH BOTTOM TARPAULIN FABRIC
WHEELS	ALL-TERRAIN WHEELS
COMPARTMENTS	MAIN COMPARTMENT
HANDLES	REINFORCED WEBBED SIDE AND END CARRY HANDLES
INTERNAL	WIDE MESH ZIPPERED LAUNDRY POCKET
ACCESSORIES	INTERNAL ACCESSORY POCKET / PLAYER ID POCKET
COLORS	BLACK

BLACK



[EBP350] **[NEW]** 350 PLAYER DELUXE CARRY BAG

SIZES **LARGE** 37" L X 19" H X 16.5" W
(VOLUME: 11,600 INCH³)

MEDIUM 33" L X 17" H X 15.5" W
(VOLUME: 8,695 INCH³)

MATERIALS	600D & 420D HONEYCOMB RIPSTOP POLYESTER REINFORCED WITH BOTTOM TARPAULIN FABRIC
COMPARTMENTS	MAIN COMPARTMENT WITH 2 END SKATE POCKETS
HANDLES	REINFORCED WEBBED SIDE AND END CARRY HANDLES
INTERNAL	WIDE MESH ZIPPERED LAUNDRY POCKET
ACCESSORIES	INTERNAL ACCESSORY POCKET / PLAYER ID POCKET
COLORS	BLACK

BLACK



[EBP340] **[NEW]** 340 PLAYER BASIC CARRY BAG

SIZES **LARGE** 37" L X 19" H X 16.5" W
(VOLUME: 11,600 INCH³)

MEDIUM 33" L X 17" H X 15.5" W
(VOLUME: 8,695 INCH³)

MATERIALS	600D & 420D HONEYCOMB RIPSTOP POLYESTER REINFORCED WITH BOTTOM TARPAULIN FABRIC
COMPARTMENTS	MAIN COMPARTMENT
HANDLES	REINFORCED WEBBED SIDE AND END CARRY HANDLES
INTERNAL	WIDE MESH ZIPPERED LAUNDRY POCKET
ACCESSORIES	INTERNAL ACCESSORY POCKET / PLAYER ID POCKET
COLORS	BLACK, BLACK/RED

BLACK



[EBP320WH] **[NEW]**
**320 PLAYER
 CORE WHEELED BAG**

SIZES	LARGE	38" L X 18" H X 16" W (VOLUME: 10,944 INCH ³)
	MEDIUM	32" L X 16" H X 14" W (VOLUME: 7,168 INCH ³)

MATERIALS	600D POLYESTER CONSTRUCTION
WHEELS	ALL-TERRAIN WHEELS
HANDLES	2" WEBBING CARRY HANDLES
LOGO	OVERSIZED SCREEN PRINTED CCM LOGO
COLOR	BLACK

BLACK



[EBP310] **[NEW]**
**310 PLAYER
 CORE CARRY BAG**

SIZES	LARGE	38" L X 18" H X 16" W (VOLUME: 10,944 INCH ³)
	MEDIUM	32" L X 16" H X 14" W (VOLUME: 7,168 INCH ³)
	SMALL	24" L X 15" H X 13.5" W (VOLUME: 4,860 INCH ³)

MATERIALS	600D POLYESTER CONSTRUCTION
HANDLES	2" WEBBING CARRY HANDLES
LOGO	OVERSIZED SCREEN PRINTED CCM LOGO
COLOR	BLACK

BLACK/WHITE



[EBTPRO]
**PRO
 TEAM BAG**

SIZES	LARGE	32" L X 20" H X 15" W (VOLUME: 9,600 INCH ³)
	MEDIUM	30" L X 18" H X 15" W (VOLUME: 8,100 INCH ³)

MATERIALS	PRO HEAVY DUTY WATER-RESISTANT TARPULIN
EXTERIOR	BOTH SIDE PANELS BLANK FOR LOGO EMBELLISHMENT
HANDLES	REINFORCED WEBBED SIDE AND END CARRY HANDLES
ACCESSORIES	INTERNAL ZIPPERED MESH ACCESSORY POCKET / PLAYER ID POCKET
COLORS	BLACK/WHITE, NAVY/WHITE, BLACK/RED

RED



[EBCOREPRO] **[NEW]**
**PRO
 CORE BAG**

SIZES	LARGE	32" L X 20" H X 15" W (VOLUME: 9,600 INCH ³)
--------------	--------------	---

MATERIALS	PRO TOP-QUALITY 600D POLYESTER CONSTRUCTION
COMPARTMENTS	2 LARGE INTERNAL ACCESSORY POCKETS
EXTERIOR	ONE REMOVABLE SIDE PANEL FOR LOGO EMBELLISHMENT
HANDLES	REINFORCED WEBBED CARRYING HANDLES AT EACH END
ACCESSORIES	PLAYER ID POCKET
COLORS	BLACK, NAVY, RED



NAVY

BLACK



BLACK

[EBBFCCM]
**BUSINESS
BRIEF CASE**

SIZES 16" L X 12" H X 6.5" W

FABRIC	900D POLYESTER CONSTRUCTION
POCKETS	MULTIPLE ZIPPERED ACCESSORY POCKETS
INTERIOR	PADDED LAPTOP COMPARTMENT AND ORGANIZER POCKETS FOR ACCESSORIES
HANDLE	PADDED CARRY HANDLE AND ADJUSTABLE SHOULDER STRAP
ACCESSORY	SECURE WEBBING STRAP ON BACK PANEL SLIDES OVER ANY RETRACTABLE LUGGAGE HANDLE SYSTEM FOR EASE OF TRANSPORT



BLACK

[EBSPB]
**SPORT
BAG**

SIZES 24" L X 13" H X 12" W
(VOLUME: 3,744 INCH³)

MATERIALS	600D POLYESTER CONSTRUCTION
COMPARTMENTS	LARGE END POCKETS
HANDLES	WEBBED HANDLE WITH PADDED UNI-GRIP. REMOVABLE AND ADJUSTABLE SHOULDER STRAP
ACCESSORIES	PLAYER ID POCKET
COLOR	BLACK



BLACK

[EBTEAMP] **[NEW]**
**TEAM
BACKPACK**

SIZES 13"W X 18.5"H X 7.5"D

MATERIALS	600D RIPSTOP POLYESTER CONSTRUCTION
COMPARTMENTS	SPACIOUS MAIN COMPARTMENT WITH ACCESSORY POCKETS
INTERIOR	PADDED LAPTOP SLEEVE
HANDLES	PADDED STRAPS AND BACK
LOGO	FRONT PANEL BLANK FOR LOGO EMBELLISHMENT
COLOR	BLACK



BLACK

[EBSMBGCCM]
**TOILETRY
BAG**

SIZES 10.75" L X 6" H X 4.75" W

MATERIALS	PRO HEAVY DUTY WATER-RESISTANT TARPULIN
COMPARTMENTS	INTERNAL MESH POCKET
COLOR	BLACK



BLACK

[EBPUCKDLX]
**DELUXE
PUCK BAG**

SIZES 11" L X 13" H X 9" W

MATERIALS	1680D NYLON/POLYESTER CONSTRUCTION WITH FOAM INSULATED LINER
COMPARTMENTS	CAN HOLD APPROXIMATELY 60 PUCKS
HANDLES	ADJUSTABLE/REMOVABLE CARRY STRAP WITH NON-SLIP FOAM PAD
COLOR	BLACK



BLACK

[EBSTICCM]
STICK BAG

SIZES 71" L X 14.5" H

MATERIALS	HEAVY-DUTY POLYESTER
COMPARTMENTS	HOLDS 2 STICKS
HANDLES	EASY-TO-CARRY STRAP
COLOR	BLACK



BLACK

[EBTSTICCM]
TEAM WHEELED STICK BAG

SIZES 77" L X 10" H X 15" W

MATERIALS	HEAVY DUTY WATER-RESISTANT TARPULIN
WHEELS	ALL-TERRAIN WHEELS
COMPARTMENTS	HOLDS 70+ PLAYER STICKS
HANDLES	EASY-TO-CARRY STRAP
COLOR	BLACK



[EBSKBAG]
SKATE BAG

SIZES 15.5" L X 12" H X 8.5" W
COLOR BLACK/YELLOW, BLACK/RED

FABRIC	600D POLYESTER CONSTRUCTION PROVIDES LONG-TERM DURABILITY.
POCKETS	ONE LARGE SKATE POCKETS




[EBHELMET]
HELMET BAG

SIZES OSFA 19.5" X 17"

FABRIC	TRICOT BAG TO KEEP YOUR HELMET IN BEST CONDITION
INTERIOR	SOFT TRICOT INTERIOR
HANDLE	PULL STRING CLOSURE TO KEEP YOUR HELMET INSIDE.

MINI STICKS

* ALL MINI STICKS ARE BOOKING ONLY



[AGCSTKJFT2] **[NEW]**
MINI STICK
JETSPEED FT2

CONSTRUCTION	COMPOSITE CONSTRUCTION
SHAFT	27" LENGTH SHAFT
FEATURING	CONNOR MCDAVID
SIDE	LEFT, RIGHT



[AGCSTKCCM] **[NEW]**
MINI STICK
RIBCOR 3D

CONSTRUCTION	COMPOSITE CONSTRUCTION
SHAFT	27" LENGTH SHAFT
FEATURING	SIDNEY CROSBY
SIDE	LEFT, RIGHT



[AGCSTKASI] **[NEW]**
MINI STICK
SUPER TACKS ASI

CONSTRUCTION	COMPOSITE CONSTRUCTION
SHAFT	27" LENGTH SHAFT
FEATURING	CONNOR MCDAVID
SIDE	LEFT, RIGHT



[AGCSTKGE4] **[NEW]**
MINI STICK
EXTREME FLEX 4 GOALIE

CONSTRUCTION	COMPOSITE CONSTRUCTION
FEATURING	CAREY PRICE
SIDE	REGULAR



[AGGOALCCM]
STREET HOCKEY GOAL

SIZES 72" W x 48" H x 30" D
54" W x 44" H x 20" D

CONSTRUCTION	WELDED STEEL TUBE, RIGID CONSTRUCTION
LOOPS	WELDED METAL LOOPS, EASY AND FAST TO THREAD NET
PAINT	POWDER COATING FINISH RESISTS VARIOUS WEATHER CONDITIONS
NET	DURABLE MESH NET
	EASY ASSEMBLY, NO TOOLS REQUIRED



[ACTUTOICE]
ICE SHOOTER TUTOR

SIZES 72" W x 48" H

CONSTRUCTION	HEAVY DUTY POLYESTER WITH PVC BACKING CONSTRUCTION
STRAPS	BUNGEE CORDS FOR DURABILITY
DESIGN	5-HOLE DESIGN WITH 4 MESH POCKETS
	* ACTUAL GOAL NOT INCLUDED



[ACTUTOGCM]
STREET SHOOTER TUTOR

SIZES 54"

CONSTRUCTION	HEAVY DUTY TARPULIN CONSTRUCTION
STRAPS	EASILY ADJUSTABLE VELCRO® FASTENERS
FEATURING	CAREY PRICE
	* ACTUAL GOAL NOT INCLUDED



[ACMINICCM]
CCM MINI HOCKEY SET

CONSTRUCTION	DURABLE CONSTRUCTION
SHAPE	TOP SHELF PRO STYLE MINI NET
NET	SLEEVE NETTING FOR EASY AND FAST ASSEMBLY
INCLUDED	2 MINI GOALS, 2 STICKS, 1 BALL



[ACMINISPRI]
**CAREY PRICE STEEL
MINI HOCKEY DELUXE SET**

CONSTRUCTION	STEEL POST FOR LONG-TERM DURABILITY
SHAPE	TOP SHELF PRO STYLE MINI NET
NET	LACE & NETTING FOR EASY AND FAST ASSEMBLY
SHOOTER TUTOR	CAREY PRICE SHOOTER TUTOR
INCLUDED	2 MINI GOALS, 2 STICKS, 1 BALL



[361 0215]

PRO JOCK STRAP

CUP	FITLITE™ CUP WITH SOFT LINER AND HARD SHELL	Offers a high level of comfort and freedom of movement
WAIST	2.25" HEAVY DUTY STRETCH WAISTBAND	Helps prevent injuries from cuts while, increasing breathability
STRAP	EXTRA DURABLE 1" THIGH STRAPS WITH DOUBLE STITCHING	Prevents from skin irritation
SIZE	SR OSFA	



[361 0207]

PRO JOCK WITH GARTERBELT


CUP	FITLITE™ CUP WITH SOFT LINER AND HARD SHELL	Offers a high level of comfort and freedom of movement
WAIST	2.25" HEAVY DUTY STRETCH WAISTBAND	Helps prevent injuries from cuts while, increasing breathability
STRAP	EXTRA DURABLE 1" THIGH STRAPS WITH DOUBLE STITCHING	Prevents from skin irritation
SIZE	SR OSFA	



[ACJCCM]

CCM JOCK

CUP	ERGONOMIC MOLDED CUP CAVITY	
WAIST	2.25" HEAVY DUTY STRETCH WAISTBAND	Provides better support and comfort
STRAP	EXTRA DURABLE 1" THIGH STRAPS WITH DOUBLE STITCHING	
SIZE	SR, JR, YT	



[SR 361 0205 / JR 361 0204 / YT 361 0203]

CCM JOCK COMBO

CUP	ERGONOMIC MOLDED CUP CAVITY	
WAIST	2.25" HEAVY DUTY STRETCH WAISTBAND	Provides better support and comfort
STRAP	EXTRA DURABLE 1" THIGH STRAPS WITH DOUBLE STITCHING	With garterbelt and plastic loops
SIZE	SR, JR, YT	



[ACPELV]

FEMALE PELVIC PROTECTOR

CUP	HIGH LEVEL PERFORMANCE PELVIC PROTECTOR	Offers a high level of comfort and freedom of movement
WAIST	2.25" HEAVY DUTY STRETCH WAISTBAND	Helps prevent injuries from cuts while, increasing breathability
STRAP	EXTRA DURABLE 1" THIGH STRAPS WITH DOUBLE STITCHING	Prevents from skin irritation
SIZE	SR, JR	



[SR 361 3100 / JR 361 3105]

CCM PRO NECK GUARD



FIT	SOFT TWO-PIECE CONSTRUCTION	Offers a high level of comfort and freedom of movement.
MATERIAL	DYNEEMA CUT RESISTANT MATERIAL	Helps prevent injuries from cuts while, increasing breathability.
ADJUSTABLE	ADJUSTABLE VELCRO® STRAP WITH ARM LOOP	Provides easy and secure custom fit
CERTIFICATION	CE-APPROVED CERTIFIED PROTECTION	
	COLOR	BLACK, WHITE



[SR 361 3110 / JR 361 3115]

RBZ 500 CUT RESISTANT NECK GUARD



FIT	SOFT MOLDED SHAPE AROUND NECK WITH BIB	Offers a high level of comfort and freedom of movement.
MATERIAL	DYNEEMA CUT RESISTANT MATERIAL	Helps prevent injuries from cuts while, increasing breathability
INTERIOR	SOFT INNER LINER	Prevents from skin irritation
ADJUSTABLE	ADJUSTABLE VELCRO® STRAP	Provides easy custom fit.
CERTIFICATION	CE & BNQ-APPROVED CERTIFIED PROTECTION	
	COLOR	BLACK



[SR 361 3120 / JR 361 3125]

CCM X30 NECK GUARD

MATERIAL	BIG FRONT PLATE FOR EXTRA PROTECTION	Offers a high level of comfort and freedom of movement
ADJUSTABLE	SOFT VELCRO® ADJUSTABLE NECKGUARD	Helps prevent injuries from cuts while, increasing breathability
CERTIFICATION	CE-APPROVED CERTIFIED PROTECTION	Prevents from skin irritation
	COLOR	BLACK



[ACBELT]

GARTER BELT

WAIST	2.25" HEAVY DUTY STRETCH WAISTBAND
STRAP	EXTRA DURABLE 1" THIGH STRAPS WITH DOUBLE STITCHING
LOOPS/CLIPS	ROBUST RUBBER HOOKS WITH ADJUSTABLE METAL FASTENERS OR WITH METAL CLIPS.
	SIZE SR, JR



[ACSUSP]

SUSPENDERS

STRAPS	1.5" HEAVY DUTY ADJUSTABLE ELASTIC BAND
LOOPS	INDEPENDENT LOOPS OR CLIPS
HOOKS	NEW IMPROVED ROBUST RUBBER HOOKS
	SIZE SR, JR



[SSTRAP]
CCM SHIN STRAP

MATERIAL	2" HEAVY DUTY ELASTIC BAND
STRAPS	2 DIFFERENT LENGTH STRAPS FOR UPPER AND LOWER PART OF SHIN GUARD
ADJUSTMENT	LONG VELCRO® ATTACHMENT FOR CUSTOMIZED FIT
SIZE	SR



[SHINTRAPS]
CCM SHIN STRAP VELCRO

STRAPS	2 STRAPS WITH FULL VELCRO WHITE WITH CCM BRANDING
SIZE	SR
COLOR	WHITE

12
BLACK



[SOCKPRO CUT]
SKATE SOCK PRO CUT



BAMBOO RAYON	DYNEEMA®, THE WORLD'S STRONGEST FIBER™	Low weight and abrasion resistant for exceptional cut protection without compromising comfort
COMPRESSION	PROTECTIVE TESTING RATING:	Level 2 for ASTM (2005) and EN388
BOLD	CUTE ²⁹ ™ COPPER FIBER	Provides anti-odor, hygienic protection and skin wellness for the wearer.
CONTENT	50% DYNEEMA, 35% NYLON, 10% POLYESTER, 5% SPANDEX	Strategically positioned yarns to maximize safety and comfort. Protective testing rating: Level 2 for ASTM 1790 (2005) and EN388.
SIZES	37/40 - 41/44 - 45/47	

12
BLACK



[SOCKBAMBO / SOCKBAMBK]
PROLINE BAMBOO

BAMBOO RAYON	BAMBOO IS A BIODEGRADABLE, NATURALLY ANTI-MICROBIAL, ANTI-FUNGAL AND HYPOALLERGENIC FIBER.	
COMPRESSION	2" COMPRESSION ARCH SUPPORT PROVIDES FOOT FATIGUE RELIEF BY PROMOTING CIRCULATION.	
BOLD	KNEE OR CALF LENGTH	
CONTENT	61% BAMBOO RAYON, 25% RUBBER, 10% POLYESTER, 2% NYLON, 2% SPANDEX	
SIZES	CALF	S, M, L, XL
	KNEE	S, M, L, XL

12
BLACK



[SOCKBASIC]
BASIC SOCK

BODY	KNEE LENGTH
CONTENT	80% COTTON / 20% POLYAMIDE
SIZES	34/35, 36/37, 38/39, 40/41, 42/43, 44/45, 46/47



**[ACPROLINE]
PROLINE GREEN**

NEUTRALIZER	NEUTRALIZES ODOR WITH ENVIRONMENTAL CHEMISTRY TECHNOLOGY
DESTROYER	ELIMINTAES ODORS USING HARMLESS BACTERIA
FUNCTION	PRO GREEN IS USED AND RECOMMENDED TO ELIMINATE FOUL ODORD ON ALL SPORTS EQUIPMENT
SIZE	500ML, 215ML



**[ACPROLINE]
PROLINE GLOVE**

NEUTRALIZER	NEUTRALIZES ODOR WITH ENVIRONMENTAL CHEMISTRY TECHNOLOGY
DESTROYER	ELIMINTAES ODORS USING HARMLESS BACTERIA
FUNCTION	PRO GREEN IS USED AND RECOMMENDED TO ELIMINATE FOUL ODORD ON ALL SPORTS EQUIPMENT
SIZE	125ML



**[ACLOOP]
AC LAUNDRY LOOP**

SALES LOT	* 50 PER PACK
-----------	---------------



**[SKATETOWEL]
SKATE TOWEL**

SPEC	14" X 22"
LOGO	EMBOSSED CCM LOGO.
CONTENT	90% POLYESTER / 10% NYLON - SUEDE MICROFIBER
COLOR	BLACK



**[BATHTOWEL]
SKATE TOWEL**

SPEC	150CM X 70CM
LOGO	JACQUARD
CONTENT	100% COTTON, 450GSM
COLOR	BLACK



[ACSTEP]
CCM EASY STEP

MATERIAL	HARD PE MATERIAL FOR LONG-TERM DURABILITY
ADJUSTMENT	EASY LENGTH ADJUSTMENT SYSTEM FOR CUSTOM FIT
FIT	COMPATIBLE WITH ALL SKATE BLADES AND HOLDERS
LOGO	CCM LOGO PRINTS
SALES LOT	25 PAIRS
SIZE	OSFA



[ACPLSOA]
CCM PROLINE SOAKER

MATERIAL	WATER RESISTANT NYLON AS OUTER MATERIAL.
CONSTRUCTION	TERRY LINER THAT ABSORBS EXCESS WATER DURABLE ELASTIC BAND TO SLIP-ON ALL SKATES
LOGO	CCM TAB IN HEEL
SIZE	SR
COLOR	BLACK, RED



[ACBCVRCCM]
CCM BLADE COVER

MATERIAL	COTTON
CONSTRUCTION	TERRY CLOTH ABSORBS WATER FROM THE BLADE DURABLE ELASTIC BAND TO SLIP-ON ALL SKATES
LOGO	CCM TAB IN HEEL
SIZE	SR, JR
COLOR	BLACK




[ACSOAKERSG]
CCM PROLINE SKATEGUARD

MATERIAL	WATER RESISTANT NYLON.
CONSTRUCTION	INNER MOLDED EVA FOAM AND VCI IMPREGNATED LINER DURABLE ELASTIC BAND TO SLIP-ON ALL SKATES
LOGO	CCM TAB IN HEEL
SIZE	OSFA
COLOR	BLACK


[ACGUPSGB]
SKATEGUARD PSG I BK

SIZE OSFA
SALES LOT 25 PAIRS



[ACGUPSG]
SKATEGUARD PSG I MIX

SIZE OSFA *MIXED COLORS
SALES LOT 25 PAIRS



[ACGUUNI]
SKATEGUARD UNI #1 MIX

SIZE OSFA
SALES LOT 25 PAIRS





[ACBITE]
LACE BITE PROTECTION

MATERIAL	SOFT POLYESTER SLEEVE WITH PU GEL PAD	Helps prevent from foot injury from lace bite.
SHAPE	ERGONOMIC GEL PAD SHAPE	Offers better fit and increases comfort.
SIZE	OSFA	



[349 0845]
CCM LACES PROLINE WAXED

SIZES	213-330 CM
COLOR	YELLOW (07), BLACK (14), WHITE (15)
SALES LOT	6

COLOR BLACK



[349 0847]
CCM LACES PROLINE WIDE

SIZES	213-330 CM
COLOR	YELLOW (07), BLACK (14), WHITE (15)
SALES LOT	6



[ACLACEWXT]
CCM LACES WAXED TEAM

SIZES	244, 274, 305, 330 CM
COLOR	WHITE (15)
SALES LOT	36-PACK




[ACLWIDT]
CCM LACES WIDE TEAM

SIZES	244, 274, 305, 330 CM
COLOR	WHITE (15)
SALES LOT	36-PACK

ACCESSORIES

POWERED BY
SISU



[MGSISUAERD] [MGSISUKID]

CCM CUSTOM MOUTHGUARD

TECHNOLOGY	CRUMPLE ZONE TECHNOLOGY	Stronger than standard EVA Mouthguard for maximum protection
THICKNESS	1.6MM - 50% THINNER THAN STANDARD EVA MOUTHGUARD FOR ULTIMATE COMFORT	
PERFORMANCE	RE-ENGINEERED PERFORATIONS TO INCREASE STRENGTH	
FIT	CUSTOM FIT WITHIN 2 MINUTES. RE-MOLDABLE FOR ULTIMATE FIT. 25" HEAVY DUTY STRETCH WAISTBAND	
	SIZE SR, JR	
	COLOR RED, WHITE	



1.0L

0.7L

WATER BOTTLES

1.0 LITRE - WHITE	ACBOTTLEW
0.7 LITRE - RED	ACBOTTLEL
BOTTLE TUBE 10 PCS	ACBOTTLET



[ACCBRD]

COACHING BOARD

MATERIAL	PE CONSTRUCTION WITH CLIP FOR ERASABLE MARKER
VIEW	LARGE BOARD WITH FULL ICE VIEW
INCLUDED	BLACK ERASABLE MARKER INCLUDED
	SIZES SR, JR
	COLOR WHITE



[ACBALLSTR]

CCM STREET HOCKEY BALL SOFT

TEMPERATURE	LOW BOUNCE	Designed for street hockey
SIZE	2 5/8" OR 65MM	Official ball hockey size ball
	COLOR ORANGE	

[PUCK3P]

PUCK CCM JR 3 PACK

3 PACK SALES LOT 1 PACK

[PUCKTP]

PUCK CCM TRAINING 3 PACK

3 PACK SALES LOT 1 PACK

[PUCKLBP]

PUCK CCM LIGHT BLUE 3 PACK

3 PACK SALES LOT 1 PACK

[PUCK]

PUCK CCM JR

SALES LOT 100/10

[PUCK]

PUCK CCM SR

SALES LOT 100

[PUCKSWE]

PUCKS APPROVED "SWEDEN"

SALES LOT 100

[PUCKLB]

PUCK LIGHT BLUE

1 PACK SALES LOT 100 / 10

[PUCKSWESF]

PUCKS APPROVED "SWEDEN" SMUDGE FREE | PUCK 849 SR NON-GREASY

1 PACK SALES LOT 100 / 10

[PUCKSF]

PUCK CCM SMUDGE FREE

1 PACK SALES LOT 100/10

TAPE CLOTH

ART. NO TAPECLOTHS TAPECLOTHL TAPECLOTHM
25 MM X 20 M
24 MM X 50 M
36 MM X 25 M

COLORS BLK (14), WHI (15)
BLK (14), WHI (15)
BLK (14), WHI (15)

SALES LOT 54
48
40



[TAPESHIN]

TAPE SHIN

COLORS WHI (15), CLEAR (00)
25 MM X 20 M

SALES LOT 100/10



[TAPECLEAR]

TAPE CLEAR SHIN

COLORS CLEAR (00)
24 MM X 30 M

SALES LOT 36



[TAPEFLEX]

FLEX TAPE

COLORS RED (13), BLK (14)
38 MM X 4,5 M

SALES LOT 192/32



[TAPEFRIC]

FRICTION TAPE

COLORS BLACK (14)
19 MM X 18 M

SALES LOT 108



[TAPETEAM]

TAPE TEAM PACK CLOTH

COLORS BLK (14), WHI (15)
24 MM X 25 M

SALES LOT 1 PACK, 72 PCS



[TAPEVALUEP]

TAPE VALUE PACK (04)

COLORS 2 CLEAR + 2 WHITE CLOTH
4 PCS

SALES LOT 1 PACK







MADE OF HOCKEY